



# European Residential Air Conditioners

Catalogue 2024

Freshness that touches  
your senses.

[global.hisense.com](http://global.hisense.com)

**Hisense**



UEFA  
**EURO2024**  
GERMANY

OFFICIAL PARTNER




# Our Mission

is to deliver an enhanced customer experience that exceeds expectations with every product we sell. From our product's cutting-edge technology, superior performance, elegant & sophisticated design, and enduring reliability to the most trusted retail partners in the industry, nothing is ever compromised. Step off the beaten path, choose Hisense, where innovation meets value.

<b>01</b>	<b>About us</b>	<b>04-07</b>
<b>02</b>	<b>Mono-split air conditioners</b>	<b>08-53</b>
	Line up	10-12
	Features	14-31
	Product specification	32-63
	Fresh Master	32-33
	Energy Pro X Black	34-35
	Energy Pro X White	36-37
	Energy Nordic	38-39
	Energy Pro Plus	40-41
	Energy Expert	42-43
	Energy SE	44-45
	Hi comfort	46-47
	Mini apple pie	48-49
	New comfort	50-51
	Wings Pro	52-53
	Wings	54-55
	Expert Smart	56-57
	Easy Smart	58-59
	eCoolSmart	60-61
	Europa	62-63
	Selection Guide	64-65
	Installation Drawings	66-69
<b>03</b>	<b>Portable air conditioners</b>	<b>70-77</b>
<b>04</b>	<b>Accessories</b>	<b>78-80</b>





# 01 | ABOUT US

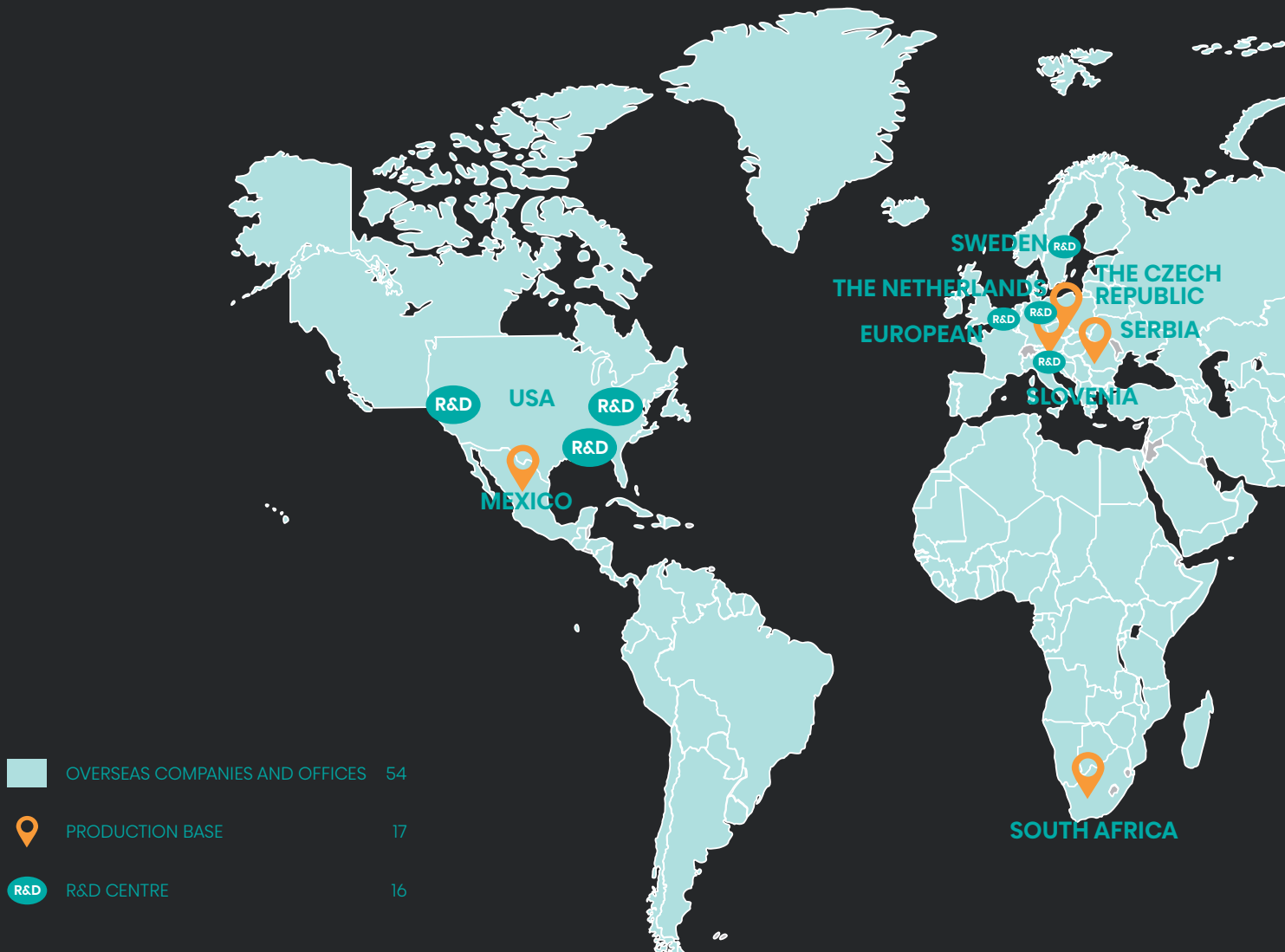
## Trusted by millions all over the world



Chinese multinational company Hisense is one of the world's leading consumer electronics and home appliances manufacturers. The company has experienced a swift development over the last 50 years. A small radio factory in Chinese city Qingdao has transformed into a global corporation with its presence

in 160 countries and regions around the globe. It employs over 100,000 people worldwide. Hisense Group covers different industry divisions and product groups, from consumer electronics, home appliances, IT smart systems, to real estate business. Hisense company focuses on the latest technology trends to develop

### Global network



sustainable, innovative and customer friendly solutions that can notably increase life quality. They base their activities on a strong distribution network across the world, notably in Europe. Hisense Europe has 27 business units, three strong production centres, and four R&D centres all over Europe. The company unites different

brands, specialized for different customer segments. Among them four are globally renowned: Hisense, Gorenje, Asko, and Toshiba. Each brand addresses a different type of consumers and proposes innovative solutions for comfort living in a modern home. Hisense Europe sales revenue has seen a stable growth

over the past few years, and the Group tends to become one of the leading European home appliances and consumer electronics manufacturer. Their vision is to become a reliable, century-old company that delivers smart solutions, aiming to improve the quality of life and well-being of their consumers.









**02** | MONO-SPLIT AIR  
CONDITIONERS  
*wall-mounted*

# Line up

## Inverter R32

Fresh Master

A+++/A+++



2500 W  
QF25XW0EG  
QF25XW0EW



3500 W  
QF35XW0EG  
QF35XW0EW

Energy Pro X Black

A+++/A+++



2600 W  
QH25XV3BG  
QG25XV0EW



3500 W  
QH35XV3BG  
QG35XV0EW

Energy Pro X White

A+++/A+++



2600 W  
QH25XV3AG  
QG25XV0EW



3500 W  
QH35XV3AG  
QG35XV0EW

Energy Nordic

A+++/A+++



3500 W  
QH35XV0EG  
QH35XV0EW

Energy Pro Plus

A+++/A+++



2600 W  
QG25XV0EG  
QG25XV0EW



3500 W  
QG35XV0EG  
QG35XV0EW

## Energy Expert



**2600 W**  
KF25MR0EG  
KF25MR0EW



**3500 W**  
KF35XR0EG  
KF35XR0EW



**5000 W**  
KF50BS0EG  
KF50BS0EW



**7000 W**  
KF70KT0EG  
KF70KT0EW

## Energy SE



**2600 W**  
KA25MR0EG  
KA25MR0EW



**3500 W**  
KA35XR0EG  
KA35XR0EW



**5000 W**  
KA50BS0EG  
KA50BS0EW



**7000 W**  
KA70KT0EG  
KA70KT0EW

## Hi-Comfort



**2600 W**  
KE25YR4EG  
KE25YR4EW



**3500 W**  
KE35MR0EG  
KE35MR0EW



**5000 W**  
KE50BS0EG  
KE50BS0EW



**7000 W**  
KE70BT2EG  
KE70BT2EW

## Mini apple pie



**2600 W**  
TG25LE0BG  
TG25LE0BW



**3500 W**  
TG35LE0BG  
TG35LE0BW



**5000 W**  
TG50XA0BG  
TG50XA0BW



**7000 W**  
TG70BB0CG  
TG70BB0CW

## New Comfort



**2600 W**  
DJ25LE0EG  
DJ25LE0EW



**3500 W**  
DJ35LE0EG  
DJ35LE0EW



**5000 W**  
DJ50XA0EG  
DJ50XA0EW



**7000 W**  
DJ70BB0EG  
DJ70BB0EW

## Wings Pro/Wings\*



**2600 W**  
KB25YR3EG  
KB25YR3EW



**3400 W**  
KB35YR3EG  
KB35YR3EW



**5000 W**  
KB50XS1EG  
KB50XS1EW



**6500 W**  
KB70BT1EG  
KB70BT1EW

\* Note: For Wings model names letter E is instead of F

# Line up

## Expert Smart



**2600 W**  
CF25YRIFG  
CF25YRIFW



**3400 W**  
CF35YRIFG  
CF35YRIFW



**5000 W**  
CF50XSIFG  
CF50XSIFW



**6500 W**  
CF70BTIFG  
CF70BTIFW

## Easy Smart



**2600 W**  
CA25YR03G  
CA25YR03W



**3400 W**  
CA35YR03G  
CA35YR03W



**5000 W**  
CA50XS1AG  
CA50XS1AW



**6500 W**  
CA70BT1AG  
CA70BT1AW

## eCoolSmart



**2600 W**  
CG25LRIFG  
CG25LRIFW



**3400 W**  
CG35LRIFG  
CG35LRIFW



**5000 W**  
CG50XS1FG  
CG50XS1FW



**6500 W**  
CG70BT1FG  
CG70BT1FW

## Europa



**2600 W**  
CL25YRIFG  
CL25YRIFW



**3400 W**  
CL35YRIFG  
CL35YRIFW



**5000 W**  
CL50XS1FG  
CL50XS1FW



**6500 W**  
CL70BT1FG  
CL70BT1FW



Hisense

25.5°

# Technology



## High-end technology for best performance

### 360° Full DC inverter

360° Full DC inverter technology is a collection of high-end technology, which realizes intelligent operation of air conditioner and minimizes energy loss. The compressor runs more efficiently and smoothly, the temperature control is more precise, and the unit is quiet.



## Smart sensing for perfect air deliverance

### Smart eye

The smart eye senses the position and heating flow information of human body and accordingly, adjusts the wind direction of the air conditioner. The wind will thus be smartly delivered to the user's area, so that one feels perfectly cool.



## Improving the efficiency in winter

### Outdoor unit chassis heater

Special outdoor chassis heater improves the defrosting efficiency of the chassis in winters and therefore helps to maintain your air conditioner's optimum heating performance throughout the entire season and to extent the unit's life span.



## Unique design, Hi-Efficiency

### 3D Air Intake

3 air intakes form a 3D airflow and increase the air intake volume, improve heat exchange efficiency and quickly cool down.



## Intelligent control from anywhere and anytime

### ConnectLife APP

Monitor and manage your air conditioner conveniently and easily anytime from anywhere. You can get the status information of your air conditioner, check the temperature and humidity in the room, update cycles for your smart air conditioning or activate intelligent functions and more. The application is available in Google Play and App Store.

## Simple and reliable Wi-Fi operation

### Wi-Fi control

Control your air conditioner anytime and anywhere conveniently – inside and outside your home using just your Android or iOS device. Simply ensure a comfortable living environment at home at all times.



## Master your life

### Smart voice control

The new ConnectLife APP is compatible with Google virtual assistant or Amazon Alexa to lead the smart life. Thanks to voice interaction, it is possible to switch ON/OFF and regulate the temperature, as well as setting the operating mode (cooling or heating).



## Efficient, quite, reliable

### Hi-smart


Hi-smart technology makes air conditioning more efficient, quieter and longer Service life.



## State-of-the-art Technology

### QSD Rapid Inverter

QSD technology is Industry No.1 CLOSED-LOOP BLDC Startup. Through QSD rapid inverter startup technology, compressor can reach its highest operating frequency in a short time achieving fast heating or cooling.



## Intelligent control of temperature, humidity & wind speed

### TMS Comfort Control System

Hisense TMS technology is adopted to calculate the indoor environmental parameters which fit to users, based on six dimensions of temperature, humidity, wind speed, thermal radiation, clothing quantity and activity. It intelligently controls room temperature, humidity and wind speed.



## More reliable, longer life-time

### 7-layer Anti-corrosion Protection

Exterior housing is protected by hot-dip galvanized steel plate and ceramic baking paint, double Zinc layer, double Zinc-iron miscible layer and double Polyester powder layer to form a strong seven-layer protection, greatly extend the service life of outdoor unit.

# Energy Saving



## Manage your energy consumption

### Power statistic display

Data about Power consumption of the air conditioner is displayed on the application thus you can check it at anytime and manage your energy consumption to reduce costs.



## Less Energy, higher Comfort

### Economy mode operation

Without complicated settings, the AC immediately enters into energy saving mode to minimize power consumption while providing comfort

## Energy saving, low carbon and environment friendly

### Green and Safe refrigerant

The R32 is environment-friendly refrigerant with a higher cooling capacity at the same volume, thus less refrigerant is needed in every device. Advantages of R32 refrigerant are: zero impact on ozone in the air, 66% lower GWP (impact on global warming) than gas R410A, higher energy efficiency, high thermal conductivity and cooling capacity.



## Saving the energy

### 1 W standby

In standby mode, the air conditioning device automatically starts the energy saving mode. Instead of 5 W, only 1 W per hour is used, which means 80 % energy savings.

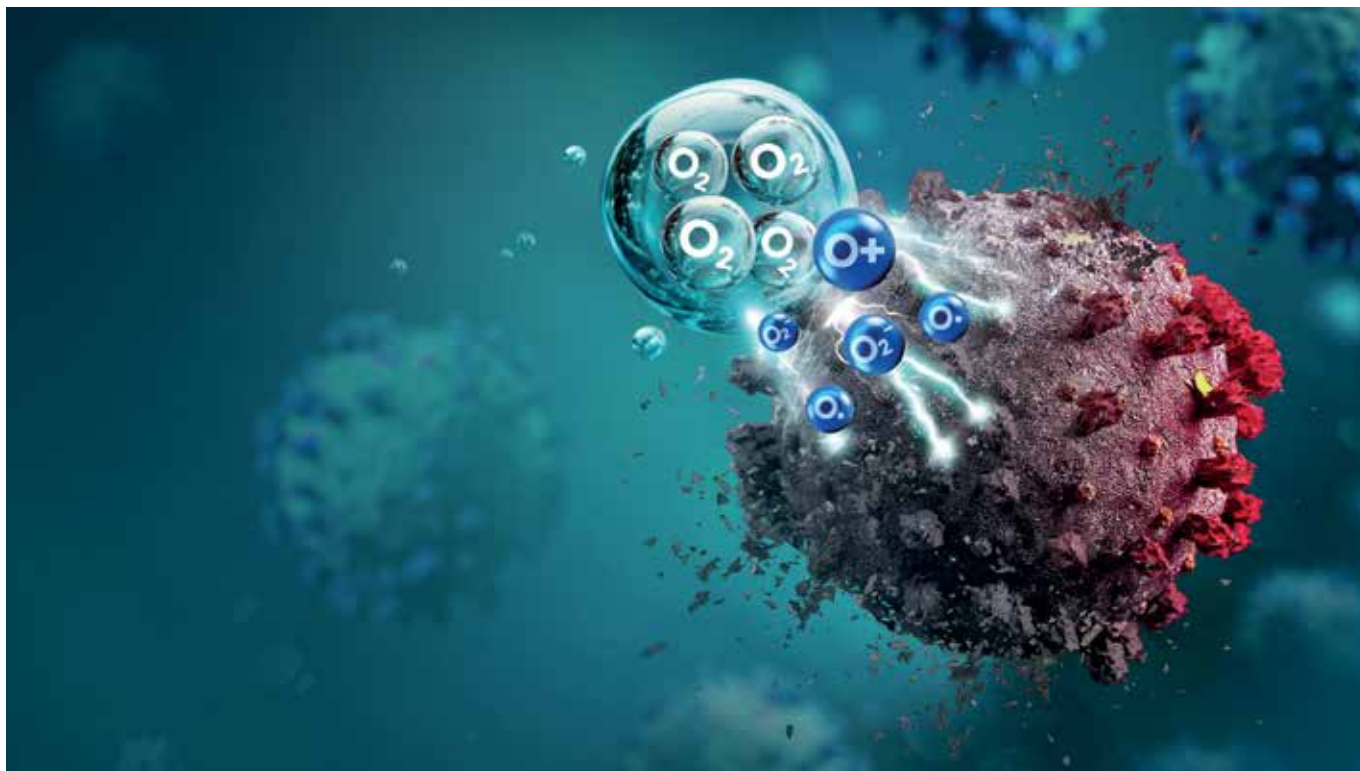
# Wellbeing



## Fresh air every day

### Fresh Air Technology

Due to the patented Fresh Air technology, the Hisense Fresh Master refreshes the whole room in just 3 minutes by introducing fresh and purified air from outdoors at a rate of 50m<sup>3</sup>/h. It detects CO<sub>2</sub> concentrations automatically, and signals the air quality on an LED display.




## Protects your home and your health

### HI-NANO

HI-NANO can effectively remove viruses and bacteria including Coronavirus (COVID-19) by releasing high concentration ions, creating a healthy environment and protecting health. HI-NANO has been proven to remove 92.6%\* H1N1 and sterilize 88.54%\* of E.coli in 2 hours. The Healthy high-concentration ions also can effectively remove airborne dust as HI-NANO has been proven to remove 60.07%\* of PM2.5 in 2 hours, purifying the air around you.

The HI-NANO technology has been proven safe and has been authorized to apply the UL mark.



## High quality air assured

### Multi-layer air purifying technology

Air travels through multiple filters and each has the function to provide you with better and healthier air. The most common filters in our ACs are Vitamin C filter, Catechin filter, Silver Ion filter and HEPA filter.

### HEPA filter

A highly efficient HEPA filter, which captures 80 % more of dust particles than classical filters, ensuring even fresher and purer ambient air.

### Vitamin C


Vitamin C filters are an added protection that provides extremely clean air. Such pure air is healthy for the skin, as it does not cause itching, softens the skin and reduces stress while providing therapeutic benefits.

### Silver ion filter

Silver ion filter is a highly efficient sterilizing filter that effectively stops bacteria from growing.

### Catechin filter

Catechin is an extract from green tea, which, thanks to its oxidation and sterilization effects, is added to the filters. Active enzymes create a benzene core that absorbs unpleasant odor and harmful substances in the atmosphere. The catechin filter intercepts and sterilizes dust particles effectively and in the long term. Its antibacterial effect destroys more than 95% of bacteria.



## In charge of Healthy air

### HI-UVC sterilization

The UVC function is responsible for healthy long life, energy saving, no preheating and environment friendly. It has excellent killing effect on bacteria and viruses thus test reports from SGS laboratory prove that UVC function sterilize more than 99% of S.Aureus, E.Coli and HINI in 30 minutes.

\* All the test results comes from the Hisense UVC LED module by SGS in a 1m³ test chamber .



## Keeping efficiency high and air clean

### Dual self-cleaning

Hisense's patented second generation cleaning technology takes care of indoor and outdoor unit's maximum performance. Purification process via frosting and defrosting cycle and high-temperature drying remove dust, bacteria and oil from the units effectively and easily to keep the air conditioner clean and safe.

## Clear air delivery system

### Cold plasma generator

Cold plasma technology is a unique technology that deters odors and is a great clear air delivery system. Plasma dramatically reduces the harmful contaminants in the air and takes care of your well-being.

\* Eliminate natural bacteria 90%.





## Eliminates the bacteria and brings you fresher air



### Anti-bacterial Fin

Special painting formula on the evaporator, highly enhance the function of Anti-bacterial and anti-mildew functions, good solution for healthy air.

## Absorbs particles and unpleasant odour

### Active carbon filter

The Active Carbon filter includes a charcoal which in addition to particles, captures also chemicals, fumes, and cigarette smoke. Thus, it is the perfect solution to absorb and remove the air unpleasantness, so you can enjoy the fresh and clean air.

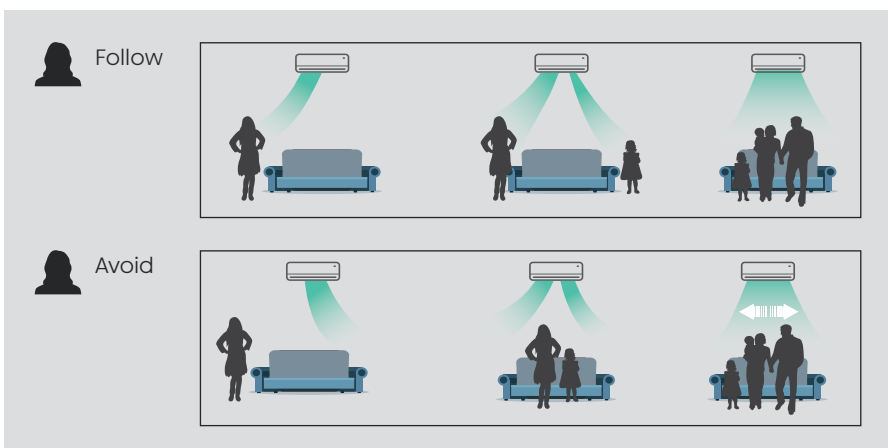


## Prevents mildew accumulation

### Anti-mildew Running

After turning off the AC, the indoor fan will continue running for 30 seconds, the evaporator and other parts of the indoor unit will be blown dry, prevent mildew growth.

# Comfort & practicality




## Optimum air distribution

### Follow/Avoid mode

The left and right independent air deflector design allow the user to control the wind by remote. The wind will follow or avoid people, so one will feel perfectly comfortable all the time.





## Intelligence that works with you

### AI Smart

With just one button, you can wake up the intelligent air steward and control temperature, humidity, wind direction and air volume in an all-round way. There is no need to worry about how to use the air conditioner, AI will do it for you.



## Super heating capacity

### Heating at - 25°C

Being able to provide heat in - 25°C ambient is supported by our preheating technology and electric heating chassis technology. You will enjoy the sunny warm with perfect heating capacity in chilly winter.



## Managing air purity easily

### Air Quality display

A special sensor is detecting the CO<sub>2</sub> concentration in the room, signaling you the quality of the air you breathe. The red icon indicates poor air quality, yellow indicates average quality, and green icon indicates good air quality. In case of red air quality, just turn on the Fresh air function and regain fresh air.

## Smart Airflow for best comfort

### Ceiling & Floor Airflow

Airflow direction is automatically adjusted in accordance with the operation mode. In Cooling mode, airflow direction is upward so that cold wind can naturally travel down from the ceiling to cool the room. In heating mode, the airflow direction is downward so that the warm wind can naturally rise from the floor and warm the whole body from the feet.



## Save energy & keep your home from freezing

### 8°C heating

In chilly winter, the special heating mode keeps your home from freezing, by maintain it at 8°. When you are away from home for long periods, you will save energy, protect the furniture and water pipes, or offer the comfortable situation for the pets.



## Turbo mode

### Super Cool

By pressing the "SUPER" button, the air conditioner is not affected by the ambient temperature and always runs at the maximum power and air volume to quickly reduce the indoor temperature in cooling mode or increase the indoor temperature in heating mode.



## Automatic louver swinging

### 4D auto swing

Horizontal and vertical wind deflectors are controlled by independent stepping motors to ensure optimal airflow distribution in all four directions. The remote controller can also set fixed louver angle thus variety of air supply options to meet different needs.



## Best temperatures for everybody's vital sleep

### Four sleep modes

Sleep is vital for our body and resting comfortably brings benefits for our health. Selectable sleep modes are providing different sleep temperature, caring for all family members: adult, elderly, youth, children. The temperature curve will adjust automatically and intelligently, so you can fall asleep comfortably.

## Comfortable heating

### Anti-cold air design

Prevent cold air from blowing out during air conditioning heating, enjoy the comfortable heating.



## Night mode operation

### Sleep mode

This function enables automatic increasing of set temperature by 2°C after one hour of operation. The temperature then remains constant and you can benefit from a comfortable sleep environment.



## One click for perfect room temperature

### Smart mode

Air conditioner is operating in smart mode by pressing the SMART button, thus operate mode is adjusted automatically according to the ambient temperature, without any manual settings.



## Reducing noise to your convenience

### Quiet mode

In Quiet mode the noise lowers to 18dB (A), helping to give you a quiet and comfortable environment, making you feel like a walk on the moon.



## More accurate and comfortable

### I FEEL

The remote control measures the room temperature and sends the information to the unit, thus the temperature around the remote controller is transmitted to the indoor unit through the sensor on the wireless remote controller. The indoor unit is operated and adjusted according to the perceived temperature to achieve intelligent temperature control in the room.

# Convenience



## Convenience assured

### Easy installation


Gas and liquid pipes can be connected when AC hang on the wall with unique easy installation structure, which is convenient and efficient. Easy installation improves installation efficiency up to 35%.



## Two ways to suit your needs

### Dual drainage

Drainage, electrical and gas connection from either the left or the right side allows easier installation. It is easy to install, and you can choose from left or right to best suit your needs.



## Saving time with easiness

### Easy maintenance

With the new indoor machine structure, you have no need to move evaporator when disassembling indoor electromechanical machine. Maintenance and efficiency are thus much improved.



## Automatic protection

### Self-diagnosis

In case of failure, the error code is clearly displayed and easy to repair. In case of system overload, the emergency power off is initiated automatically to ensure safety.

## Preset daily mode operation

### Timer 24 h

You can set a specific time during the day to have the AC automatically turned ON or OFF. No worries, just a simple pleasure of all-ways being in right temperature.



## No light disturbances, better sleep

### Dimmer

Press this button to shut off the display light on the front panel.

# Technical specifications


## Fresh Master

R32 Full DC Inverter SCOP 5.1

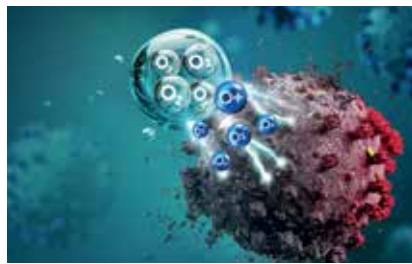
A+++ / A+++




RCH-RTY3 Remote controller



Fresh Air



HI-NANO sterilization



AI smart

- HI-NANO Sterilization
- 4-in-1 filter & active carbon filter
- Dual Self clean (indoor/outdoor)
- Fresh Air
- Air quality monitoring
- Air quality LED display
- Anti-bacteria Fin
- Anti-mold
- AI Smart
- WiFi Control
- Voice Control
- Ceiling airflow Floor airflow
- Comfortable Sleep Four Modes
- Dimmer
- Humidity Control
- Light-sensitive
- Ceiling & Floor Airflow
- Timer 24 h
- 18 dB
- 8 °C Heating
- Heating at -22 °C
- Child Lock
- Full DC Inverter
- Self-diagnosis
- Outdoor Unit Chasis Heater
- High Energy Efficiency
- Economy mode operation
- Power statistic display



Set model name		QF25XW0E	QF35XW0E
Model name	Indoor Unit	QF25XW0EG	QF35XW0EG
	Outdoor Unit	QF25XW0EW	QF35XW0EW
Model code	Indoor Unit	20004044	20004011
	Outdoor Unit	20006228	20004012
Cooling Capacity	W	2600 (1000-4000)	3500 (1000-4400)
Rated Input-Cooling	W	535 (180-1050)	810 (180-900)
Rated Current Cooling	A	2.4	3.6
Heating Capacity	W	3200 (1600-4200)	4200 (1600-4800)
Rated Input-Heating	W	720 (300-1250)	1040 (300-1280)
Rated Current Heating	A	3.2	4.6
Voltage, Frequency, Phase	V - Hz - Ph	220-240V - 50Hz, 1P	220-240V - 50Hz, 1P
SEER	Cooling	8.8	8.5
SCOP	Heating Average	5.1	5.1
	Heating Warmer	6.0	5.6
Energy Class	Cooling	A+++	A+++
	Heating Average	A+++	A+++
	Heating Warmer	A+++	A+++
Moisture Removal	l/h	0.9	1.2
<b>Air flow</b>			
Air Circulation (H/HM/M/ML/L)	m <sup>3</sup> /h	580/550/500/450/400/350	630/610/560/510/460/410
<b>Noise power/pressure</b>			
Indoor Unit Noise Level - Sound Power	dB (A)	53	54
Indoor Unit Noise Level - Sound Pressure (H/HM/M/ML/L/Quiet)	dB (A)	37/35/33/30/28/26	37/35/33/30/28/26
Outdoor Unit Noise Level - Sound Power	dB (A)	60	62
Outdoor Unit Noise Level - Sound Pressure	dB (A)	50	50
<b>Refrigerant</b>			
Refrigerant		R32	R32
Refrigerant charge volume	g	860	860
<b>Connecting Pipe Diameter</b>			
Liquid Pipe	inch (mm)	1/4 (6.35)	1/4 (6.35)
Gas Pipe	inch (mm)	3/8 (9.52)	3/8 (9.52)
Max length of pipe	m	20	20
Max height difference	m	10	10
<b>Dimensions</b>			
Net Dimensions - Indoor Unit	WxHxD (mm)	978x313x217	978x313x217
Net Dimensions - Outdoor Unit	WxHxD (mm)	810x585x280	810x585x280
Net Weight - Indoor Unit	kg	13,5	13,5
Net Weight - Outdoor Unit	kg	33	33
Packing Dimensions - Indoor Unit	WxHxD (mm)	1060x430x400	1060x430x400
Packing Dimensions - Outdoor Unit	WxHxD (mm)	940x630x385	940x630x385
Gross Weight - Indoor Unit	kg	18.5	18.5
Gross Weight - Outdoor Unit	kg	37	37
Loading Capacity (20'/40'/40'HC)	sets	70/142/162	70/142/162
<b>Operating temperature</b>			
Operating Temp Range	Cooling (°C)	-15 °C - 50 °C	-15 °C - 50 °C
	Heating (°C)	-22 °C - 24 °C	-22 °C - 24 °C
<b>Useful area</b>			
Recommended max. installation area* (ceiling height 2.4 m)	m <sup>2</sup>	14	24

\* Recommended installation area depends on the building insulation and potential heat sources in the building.

# Technical specifications

## Energy Pro X (Black)



A+++ / A+++



RCH-RTY3 Remote controller



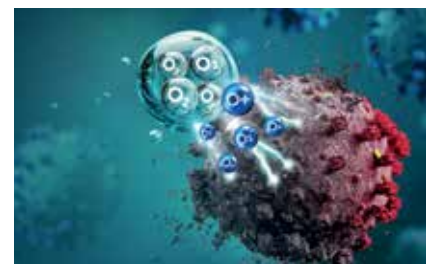
YXE-C01U1(E) Wired controller (optional)



Power statistic display



Smart Eye



HI-NANO sterilization



3D Air Intake



Cooling/Heating capacity display



HI-NANO Sterilization



4-in-1 filter & active carbon filter



Dual Self clean (indoor/outdoor)



Anti-bacteria Fin



Anti-mold



Smart Eye



TMS Comfort Control System



AI Smart



WiFi Control



Voice Control



4D Auto-swing



Ceiling & Floor Airflow



Comfortable Sleep Four Modes



18 dB



Humidity Control



Timer 24 h



Super Cool



8 °C Heating



Heating at -22 °C



Child Lock



Universal Unit



Wired Controller optional



Room card control optional



Full DC Inverter



Self-diagnosis



Outdoor Unit Chasis Heater



High Energy Efficiency



Economy mode operation



Power statistic display

Set model name		QH25XV3B	QH35XV3B
Model name	Indoor Unit	QH25XV3BG	QH35XV3BG
	Outdoor Unit	QG25XV0EW	QG35XV0EW
Model code	Indoor Unit	20013459	20013460
	Outdoor Unit	20009638	20009639
Cooling Capacity	W	2600 (1000-4000)	3500 (1000-4400)
Rated Input-Cooling	W	535 (180-1050)	790 (180-900)
Rated Current Cooling	A	2.5	3.5
Heating Capacity	W	3200 (1600-4200)	4200 (1600-4800)
Rated Input-Heating	W	720 (300-1250)	980 (300-1280)
Rated Current Heating	A	3.2	4.3
Voltage, Frequency, Phase	V - Hz - Ph	220-240V-50Hz-1P	220-240V-50Hz-1P
SEER	Cooling	8.8	8.5
SCOP	Heating Average	5.1	5.1
	Heating Warmer	6.0	5.6
Energy Class	Cooling	A+++	A+++
	Heating Average	A+++	A+++
	Heating Warmer	A+++	A+++
Moisture Removal	l/h	0.9	1.2
<b>Air flow</b>			
Air Circulation (H/HM/M/ML/L)	m <sup>3</sup> /h	620/590/560/520/480/440	660/630/600/570/520/470
<b>Noise power/pressure</b>			
Indoor Unit Noise Level - Sound Power	dB (A)	53	54
Indoor Unit Noise Level - Sound Pressure (H/HM/M/ML/L/Quiet)	dB (A)	38/35/34/31/29/25	38/36/33/32/30/25
Outdoor Unit Noise Level - Sound Power	dB (A)	60	61
Outdoor Unit Noise Level - Sound Pressure	dB (A)	50	50
<b>Refrigerant</b>			
Refrigerant		R32	R32
Refrigerant charge volume	g	860	860
<b>Connecting Pipe Diameter</b>			
Liquid Pipe	inch (mm)	1/4 (6.35)	1/4 (6.35)
Gas Pipe	inch (mm)	3/8 (9.52)	3/8 (9.52)
Max length of pipe	m	20	20
Max height difference	m	10	10
<b>Dimensions</b>			
Net Dimensions - Indoor Unit	WxHxD (mm)	877×301×194	877×301×194
Net Dimensions - Outdoor Unit	WxHxD (mm)	810×585×280	810×585×280
Net Weight - Indoor Unit	kg	10	10
Net Weight - Outdoor Unit	kg	33	33
Packing Dimensions - Indoor Unit	WxHxD (mm)	980×390×300	980×390×300
Packing Dimensions - Outdoor Unit	WxHxD (mm)	940×630×385	940×630×385
Gross Weight - Indoor Unit	kg	12.5	12.5
Gross Weight - Outdoor Unit	kg	37	37
Loading Capacity (20°/40°/40°HC)	sets	86/180/210	86/180/210
<b>Operating temperature</b>			
Operating Temp Range	Cooling (°C)	-15 °C - 50 °C	-15 °C - 50 °C
	Heating (°C)	-22 °C - 24 °C	-22 °C - 24 °C
<b>Useful area</b>			
Recommended max. installation area* (ceiling height 2.4 m)	m <sup>2</sup>	14	24

\* Recommended installation area depends on the building insulation and potential heat sources in the building.

# Technical specifications

## Energy Pro X (white)

R32 Full DC Inverter SCOP 5.1

A+++ / A+++



RCH-RTY3 Remote controller



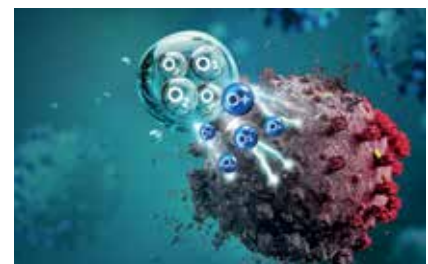
YXE-C01U1(E) Wired controller (optional)



Power statistic display



Smart Eye



HI-NANO sterilization

- 3D Air Intake
- Cooling/Heating capacity display
- HI-NANO Sterilization
- 4-in-1 filter & active carbon filter
- Dual Self clean (indoor/outdoor)
- Anti-bacteria Fin
- Anti-mold
- Smart Eye
- TMS Comfort Control System
- AI Smart
- WiFi Control
- Voice Control
- 4D Auto-swing
- Ceiling & Floor Airflow
- Comfortable Sleep Four Modes
- 18 dB
- Humidity Control
- Timer 24 h
- Super Cool
- 8 °C Heating
- Heating at -22 °C
- Child Lock
- Universal Unit
- Wired Controller optional
- Room card control optional
- Full DC Inverter
- Self-diagnosis
- Outdoor Unit Chasis Heater
- High Energy Efficiency
- Economy mode operation
- Power statistic display

Set model name		QH25XV3A	QH35XV3A
Model name	Indoor Unit	QH25XV3AG	QH35XV3AG
	Outdoor Unit	QG25XV0EW	QG35XV0EW
Model code	Indoor Unit	20013307	20013458
	Outdoor Unit	20009638	20009639
Cooling Capacity	W	2600 (1000-4000)	3500 (1000-4400)
Rated Input-Cooling	W	535 (180-1050)	790 (180-900)
Rated Current Cooling	A	2.5	3.5
Heating Capacity	W	3200 (1600-4200)	4200 (1600-4800)
Rated Input-Heating	W	720 (300-1250)	980 (300-1280)
Rated Current Heating	A	3.2	4.3
Voltage, Frequency, Phase	V - Hz - Ph	220-240V-50Hz-1P	220-240V-50Hz-1P
SEER	Cooling	8.8	8.5
SCOP	Heating Average	5.1	5.1
	Heating Warmer	6.0	5.6
Energy Class	Cooling	A+++	A+++
	Heating Average	A+++	A+++
	Heating Warmer	A+++	A+++
Moisture Removal	l/h	0.9	1.2
<b>Air flow</b>			
Air Circulation (H/HM/M/ML/L)	m <sup>3</sup> /h	620/590/560/520/480/440	660/630/600/570/520/470
<b>Noise power/pressure</b>			
Indoor Unit Noise Level - Sound Power	dB (A)	53	54
Indoor Unit Noise Level - Sound Pressure (H/HM/M/ML/L/Quiet)	dB (A)	38/35/34/31/29/25	38/36/33/32/30/25
Outdoor Unit Noise Level - Sound Power	dB (A)	60	61
Outdoor Unit Noise Level - Sound Pressure	dB (A)	50	50
<b>Refrigerant</b>			
Refrigerant		R32	R32
Refrigerant charge volume	g	860	860
<b>Connecting Pipe Diameter</b>			
Liquid Pipe	inch (mm)	1/4 (6.35)	1/4 (6.35)
Gas Pipe	inch (mm)	3/8 (9.52)	3/8 (9.52)
Max length of pipe	m	20	20
Max height difference	m	10	10
<b>Dimensions</b>			
Net Dimensions - Indoor Unit	WxHxD (mm)	877×301×194	877×301×194
Net Dimensions - Outdoor Unit	WxHxD (mm)	810×585×280	810×585×280
Net Weight - Indoor Unit	kg	10	10
Net Weight - Outdoor Unit	kg	33	33
Packing Dimensions - Indoor Unit	WxHxD (mm)	980×390×300	980×390×300
Packing Dimensions - Outdoor Unit	WxHxD (mm)	940×630×385	940×630×385
Gross Weight - Indoor Unit	kg	12.5	12.5
Gross Weight - Outdoor Unit	kg	37	37
Loading Capacity (20°/40°/40°HC)	sets	86/180/210	86/180/210
<b>Operating temperature</b>			
Operating Temp Range	Cooling (°C)	-15 °C - 50 °C	-15 °C - 50 °C
	Heating (°C)	-22 °C - 24 °C	-22 °C - 24 °C
<b>Useful area</b>			
Recommended max. installation area* (ceiling height 2.4 m)	m <sup>2</sup>	14	24

\* Recommended installation area depends on the building insulation and potential heat sources in the building.

# Technical specifications

## Energy Nordic

R32 Full DC Inverter SCOP 5.1

A+++ / A+++



RCH-RTY3 Remote controller



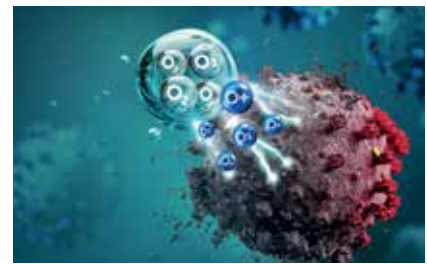
YXE-C01U(E) Wired controller (optional)



Heating at -25°C



Smart Eye



HI-NANO sterilization

- HI-NANO Sterilization
- 4-in-1 filter & active carbon filter
- Dual Self clean (indoor/outdoor)
- Anti-bacteria Fin
- Anti-mold
- Smart Eye
- TMS Comfort Control System
- AI Smart
- WiFi Control
- Voice Control
- 4D Auto-swing
- Ceiling & Floor Airflow
- Comfortable Sleep Four Modes
- 18 dB
- Humidity Control
- Timer 24 h
- Super Cool
- 8 °C Heating
- Heating at -25 °C
- Child Lock
- Universal Unit
- Wired Controller optional
- Room card control optional
- Full DC Inverter
- Self-diagnosis
- Outdoor Unit Chasis Heater
- High Energy Efficiency
- Economy mode operation
- Power statistic display

Set model name		QH35XV0E
Model name	Indoor Unit	QH35XV0EG
	Outdoor Unit	QH35XV0EW
Model code	Indoor Unit	20011354
	Outdoor Unit	20011402
Cooling Capacity	W	3500 (1000-4400)
Rated Input-Cooling	W	790 (180-900)
Rated Current Cooling	A	3.5
Heating Capacity	W	4200 (1600-4800)
Rated Input-Heating	W	980 (300-1280)
Rated Current Heating	A	4.3
Voltage, Frequency, Phase	V - Hz - Ph	220-240V ~ 50Hz, 1P
SEER	Cooling	8.5
SCOP	Heating Average	5.1
	Heating Warmer	5.6
Energy Class	Cooling	A+++
	Heating Average	A+++
	Heating Warmer	A+++
Moisture Removal	l/h	1.2
<b>Air flow</b>		
Air Circulation (H/HM/M/ML/L/Quiet)	m <sup>3</sup> /h	630/600/560/510/460/410
<b>Noise power/pressure</b>		
Indoor Unit Noise Level - Sound Power	dB (A)	55
Indoor Unit Noise Level - Sound Pressure (H/HM/M/ML/L/Quiet)	dB (A)	38/36/33/32/30/25
Outdoor Unit Noise Level - Sound Power	dB (A)	62
Outdoor Unit Noise Level - Sound Pressure	dB (A)	50
<b>Refrigerant</b>		
Refrigerant	/	R32
Refrigerant charge volume	g	860
<b>Connecting Pipe Diameter</b>		
Liquid Pipe	inch (mm)	1/4 (6.35)
Gas Pipe	inch (mm)	3/8 (9.52)
Max length of pipe	m	20
Max height difference	m	10
<b>Dimensions</b>		
Net Dimensions - Indoor Unit	WxHxD (mm)	883x305x198
Net Dimensions - Outdoor Unit	WxHxD (mm)	810x585x280
Net Weight - Indoor Unit	kg	10
Net Weight - Outdoor Unit	kg	33
Packing Dimensions - Indoor Unit	WxHxD (mm)	980x390x300
Packing Dimensions - Outdoor Unit	WxHxD (mm)	940x630x385
Gross Weight - Indoor Unit	kg	12.5
Gross Weight - Outdoor Unit	kg	37
Loading Capacity (20°/40°/40°HC)	sets	86/180/208
<b>Operating temperature</b>		
Operating Temp Range	Cooling (°C)	-15 °C - 50 °C
	Heating (°C)	-25 °C - 24 °C
<b>Useful area</b>		
Recommended max. installation area* (ceiling height 2.4 m)	m <sup>2</sup>	24

\* Recommended installation area depends on the building insulation and potential heat sources in the building.

## Technical specifications

# Energy Pro Plus

R32

Full  
DC  
InverterSCOP  
5.1

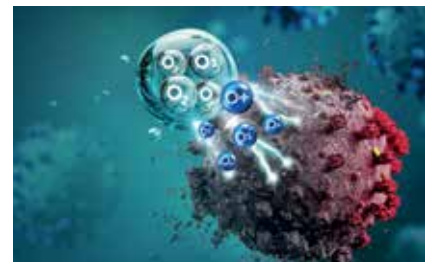
A+++ / A+++

RCH-RTY3  
Remote controllerYXE-C01U(E)  
Wired controller  
(optional)

Smart Eye



Heating at -22°C



HI-NANO sterilization

HI-NANO  
Sterilization4-in-1 filter &  
active carbon  
filterDual Self clean  
(indoor/outdoor)

Anti-bacteria Fin



Anti-mold



Smart Eye

TMS Comfort  
Control System

AI Smart



WiFi Control



Voice Control



4D Auto-swing

Ceiling &  
Floor AirflowComfortable  
Sleep Four Modes

18 dB



Humidity Control



Timer 24 h



Super Cool



8 °C Heating



Heating at -22 °C



Child Lock



Universal Unit

Wired Controller  
optionalRoom card  
control optional

Full DC Inverter



Self-diagnosis

Outdoor Unit  
Chasis HeaterHigh Energy  
EfficiencyEconomy mode  
operationPower statistic  
display



Set model name		QG25XV0E	QG35XV0E
Model name	Indoor Unit	QG25XV0EG	QG35XV0EG
	Outdoor Unit	QG25XV0EW	QG35XV0EW
Model code	Indoor Unit	20009637	20009606
	Outdoor Unit	20009638	20009639
Cooling Capacity	W	2600 (1000-4000)	3500 (1000-4400)
Rated Input-Cooling	W	535 (180-1050)	790 (180-900)
Rated Current Cooling	A	2.5	3.5
Heating Capacity	W	3200 (1600-4200)	4200 (1600-4800)
Rated Input-Heating	W	720 (300-1250)	980 (300-1280)
Rated Current Heating	A	3.2	4.3
Voltage, Frequency, Phase	V - Hz - Ph	220-240V-50Hz-1P	220-240V-50Hz-1P
SEER	Cooling	8.8	8.5
SCOP	Heating Average	5.1	5.1
	Heating Warmer	6.0	5.6
Energy Class	Cooling	A+++	A+++
	Heating Average	A+++	A+++
	Heating Warmer	A+++	A+++
Moisture Removal	l/h	0.9	1.2
<b>Air flow</b>			
Air Circulation (H/HM/M/ML/L)	m <sup>3</sup> /h	620/590/560/520/480/440	660/630/600/570/520/470
<b>Noise power/pressure</b>			
Indoor Unit Noise Level - Sound Power	dB (A)	53	54
Indoor Unit Noise Level - Sound Pressure (H/HM/M/ML/L/Quiet)	dB (A)	38/35/34/31/29/25	38/36/33/32/30/25
Outdoor Unit Noise Level - Sound Power	dB (A)	60	61
Outdoor Unit Noise Level - Sound Pressure	dB (A)	50	50
<b>Refrigerant</b>			
Refrigerant		R32	R32
Refrigerant charge volume	g	860	860
<b>Connecting Pipe Diameter</b>			
Liquid Pipe	inch (mm)	1/4 (6.35)	1/4 (6.35)
Gas Pipe	inch (mm)	3/8 (9.52)	3/8 (9.52)
Max length of pipe	m	20	20
Max height difference	m	10	10
<b>Dimensions</b>			
Net Dimensions - Indoor Unit	WxHxD (mm)	883x305x198	883x305x198
Net Dimensions - Outdoor Unit	WxHxD (mm)	810x585x280	810x585x280
Net Weight - Indoor Unit	kg	10	10
Net Weight - Outdoor Unit	kg	33	33
Packing Dimensions - Indoor Unit	WxHxD (mm)	950x320x320	950x320x320
Packing Dimensions - Outdoor Unit	WxHxD (mm)	940x630x385	940x630x385
Gross Weight - Indoor Unit	kg	12.5	12.5
Gross Weight - Outdoor Unit	kg	37	37
Loading Capacity (20'/40'/40'HC)	sets	86/180/210	86/180/210
<b>Operating temperature</b>			
Operating Temp Range	Cooling (°C)	-15 °C - 50 °C	-15 °C - 50 °C
	Heating (°C)	-22 °C - 24 °C	-22 °C - 24 °C
<b>Useful area</b>			
Recommended max. installation area* (ceiling height 2.4 m)	m <sup>2</sup>	14	24

\* Recommended installation area depends on the building insulation and potential heat sources in the building.

## Technical specifications

# Energy Expert

R32

Full DC  
InverterSCOP  
4.6

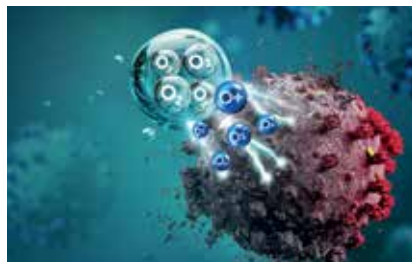
RCH-RZY1-0  
Remote controller



YXE-C01U1(E)  
Wired controller  
(optional)



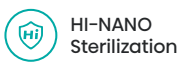
Power statistic display



HI-NANO sterilization



Outdoor unit chassis heater



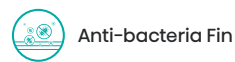
HI-NANO  
Sterilization



4 in 1 Filter



Indoor Self Clean



Anti-bacteria Fin



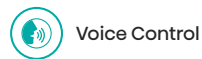
Anti-mold



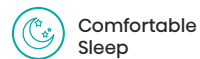
Smart Mode



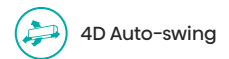
WiFi Control



Voice Control



Comfortable  
Sleep



4D Auto-swing



19 dB



Super Cool



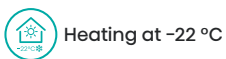
Dimmer



Timer 24 h



8 °C Heating



Heating at -22 °C



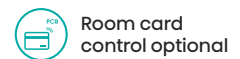
Fire-proof  
PCB box



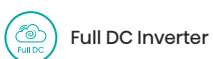
Universal Unit



Wired Controller  
optional



Room card  
control optional



Full DC Inverter



Self-diagnosis



Outdoor Unit  
Chasis Heater



High Energy  
Efficiency



Economy mode  
operation



Power statistic  
display

Set model name		KF25MR0E	KF35XR0E	KF50BS0E	KF70KT0E
Model name	Indoor Unit	KF25MR0EG	KF35XR0EG	KF50BS0EG	KF70KT0EG
	Outdoor Unit	KF25MR0EW	KF35XR0EW	KF50BS0EW	KF70KT0EW
Model code	Indoor Unit	20013461	20013462	20013463	20013464
	Outdoor Unit	20013467	20013468	20013469	20013470
Cooling Capacity	W	2600 (800-3200)	3500 (1000-4000)	5000 (1500-6300)	7000 (1600-7800)
Rated Input-Cooling	W	590 (170-1400)	890 (190-1500)	1295 (260-1800)	2000(420-2760)
Rated Current Cooling	A	2.6	4	5.8	8.9
Heating Capacity	W	3000 (800-3300)	3900 (1000-4400)	5400 (1600-6200)	7500 (1800-8000)
Rated Input-Heating	W	720 (170-1500)	1000 (190-1600)	1380 (320-1650)	2100 (395-2850)
Rated Current Heating	A	3.2	4.5	6.2	9.4
Voltage, Frequency, Phase	V - Hz - Ph	220-240V ~ 50Hz, 1P	220-240V ~ 50Hz, 1P	220-240V ~ 50Hz, 1P	220-240V ~ 50Hz, 1P
SEER	Cooling	8.5	8.5	7.8	7.9
SCOP	Heatling Average	4.6	4.6	4.6	4.6
	Heatling Warmer	5.2	5.1	5.1	5.1
Energy Class	Cooling	A+++	A+++	A++	A++
	Heating Average	A++	A++	A++	A++
	Heating Warmer	A+++	A+++	A+++	A+++
Moisture Removal	l/h	0.9	1.2	2	2.2
<b>Air flow</b>					
Air Circulation (H/HM/M/ML/L)	m <sup>3</sup> /h	520	580	950	1100
<b>Noise power/pressure</b>					
Indoor Unit Noise Level - Sound Power	dB (A)	56	56	60	63
Indoor Unit Noise Level - Sound Pressure (H/HM/M/ML/L/Quiet)	dB (A)	39/37/35/33/31/25	40/38/35/33/31/26	44/42/39/37/35/31	45/42/40/38/36/32
Outdoor Unit Noise Level - Sound Power	dB (A)	61	62	63	67
Outdoor Unit Noise Level - Sound Pressure	dB (A)	53	54	56	58
<b>Refrigerant</b>					
Refrigerant		R32	R32	R32	R32
Refrigerant charge volume	g	750	800	1150	1500
<b>Connecting Pipe Diameter</b>					
Liquid Pipe	inch (mm)	1/4 (6.35)	1/4 (6.35)	1/4 (6.35)	3/8 (9.52)
Gas Pipe	inch (mm)	3/8 (9.52)	3/8 (9.52)	1/2 (12.7)	5/8 (15.87)
Max length of pipe	m	20	20	20	20
Max height difference	m	10	10	15	15
<b>Dimensions</b>					
Net Dimensions - Indoor Unit	WxHxD (mm)	829×256×200	829×256×200	921×300×222	1039×325×226
Net Dimensions - Outdoor Unit	WxHxD (mm)	780×540×260	810×585×280	860×667×310	900×750×340
Net Weight - Indoor Unit	kg	7.5	7.6	10.5	12
Net Weight - Outdoor Unit	kg	28	33	39	49
Packing Dimensions - Indoor Unit	WxHxD (mm)	890×320×260	890×320×260	995×365×310	1120×390×315
Packing Dimensions - Outdoor Unit	WxHxD (mm)	910×600×360	940×630×385	995×720×420	1060×820×450
Gross Weight - Indoor Unit	kg	9.2	9.2	12.5	14.5
Gross Weight - Outdoor Unit	kg	31.5	37	45	54
Loading Capacity (20'/40'/40'HC)	sets	112/222/264	98/198/230	72/140/164	52/108/124
<b>Operating temperature</b>					
Operating Temp Range	Cooling (°C)	-15 °C - 50 °C	-15 °C - 50 °C	-15 °C - 50 °C	-15 °C - 50 °C
	Heating (°C)	-22 °C - 24 °C	-22 °C - 24 °C	-22 °C - 24 °C	-22 °C - 24 °C
<b>Useful area</b>					
Recommended max. installation area* (ceiling height 2.4 m)	m <sup>2</sup>	14	24	28	38

\* Recommended installation area depends on the building insulation and potential heat sources in the building.

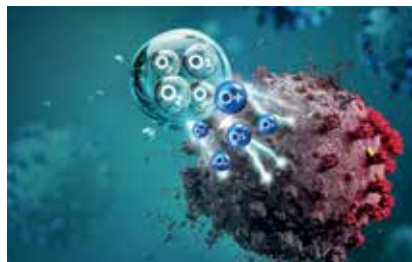
## Technical specifications

# Energy SE

R32

Full DC  
InverterSCOP  
4.6R2-01-1  
Remote controllerYXE-C01U1(E)  
Wired controller  
(optional)

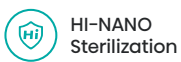
Heating at -22°C




HI-NANO sterilization



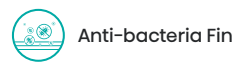
Outdoor unit chassis heater

HI-NANO  
Sterilization

4 in 1 Filter



Indoor Self Clean



Anti-bacteria Fin



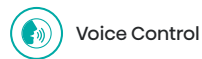
Anti-mold



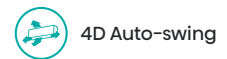
Smart Mode



WiFi Control



Voice Control

Comfortable  
Sleep

4D Auto-swing



19 dB



Super Cool



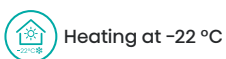
Dimmer



Timer 24 h



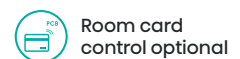
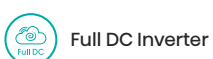
8°C Heating



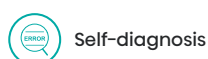
Heating at -22 °C

Fire-proof  
PCB box

Universal Unit

Wired Controller  
optionalRoom card  
control optional

Full DC Inverter



Self-diagnosis

Outdoor Unit  
Chasis HeaterHigh Energy  
EfficiencyEconomy mode  
operationPower statistic  
display

Set model name		KA25MROE	KA35XROE	KA50BSOE	KA70KTOE
Model name	Indoor Unit	KA25MROEG	KA35XROEG	KA50BSOEG	KA70KTOEG
	Outdoor Unit	KA25MROEW	KA35XROEW	KA50BSOEW	KA70KTOEW
Model code	Indoor Unit	20003817	20003818	20003819	20003821
	Outdoor Unit	20003848	20003849	20003850	20003851
Cooling Capacity	W	2600 (800-3200)	3500 (1000-4000)	5000 (1500-6300)	7000 (1600-7800)
Rated Input-Cooling	W	590 (170-1400)	890 (190-1500)	1295 (260-1800)	2000(420-2760)
Rated Current Cooling	A	2.6	4	5.8	8.9
Heating Capacity	W	3000 (800-3300)	3900 (1000-4400)	5400 (1600-6200)	7500 (1800-8000)
Rated Input-Heating	W	720 (170-1500)	1000 (190-1600)	1380 (320-1650)	2100 (395-2850)
Rated Current Heating	A	3.2	4.5	6.2	9.4
Voltage, Frequency, Phase	V - Hz - Ph	220-240V ~ 50Hz, 1P	220-240V ~ 50Hz, 1P	220-240V ~ 50Hz, 1P	220-240V ~ 50Hz, 1P
SEER	Cooling	8.5	8.5	7.8	7.9
SCOP	Heatling Average	4.6	4.6	4.6	4.6
	Heatling Warmer	5.2	5.1	5.1	5.1
Energy Class	Cooling	A+++	A+++	A++	A++
	Heating Average	A++	A++	A++	A++
	Heating Warmer	A+++	A+++	A+++	A+++
Moisture Removal	l/h	0.9	1.2	2	2.2
<b>Air flow</b>					
Air Circulation (H/HM/M/ML/L)	m <sup>3</sup> /h	520	580	950	1100
<b>Noise power/pressure</b>					
Indoor Unit Noise Level - Sound Power	dB (A)	56	56	60	63
Indoor Unit Noise Level - Sound Pressure (H/HM/M/ML/L/Quiet)	dB (A)	39/37/35/33/31/25	40/38/35/33/31/26	44/42/39/37/35/31	45/42/40/38/36/32
Outdoor Unit Noise Level - Sound Power	dB (A)	61	62	63	67
Outdoor Unit Noise Level - Sound Pressure	dB (A)	53	54	56	58
<b>Refrigerant</b>					
Refrigerant		R32	R32	R32	R32
Refrigerant charge volume	g	750	800	1150	1500
<b>Connecting Pipe Diameter</b>					
Liquid Pipe	inch (mm)	1/4 (6.35)	1/4 (6.35)	1/4 (6.35)	3/8 (9.52)
Gas Pipe	inch (mm)	3/8 (9.52)	3/8 (9.52)	1/2 (12.7)	5/8 (15.87)
Max length of pipe	m	20	20	20	20
Max height difference	m	10	10	15	15
<b>Dimensions</b>					
Net Dimensions - Indoor Unit	WxHxD (mm)	798x256x191	798x256x191	896x300x214	1008x325x217
Net Dimensions - Outdoor Unit	WxHxD (mm)	780x540x260	810x585x280	860x667x310	900x750x340
Net Weight - Indoor Unit	kg	7.5	7.6	10.5	12
Net Weight - Outdoor Unit	kg	28	33	39	49
Packing Dimensions - Indoor Unit	WxHxD (mm)	850x320x260	850x320x260	960x360x300	1120x390x315
Packing Dimensions - Outdoor Unit	WxHxD (mm)	910x600x360	940x630x385	995x720x420	1060x820x450
Gross Weight - Indoor Unit	kg	9.2	9.2	12.5	14.5
Gross Weight - Outdoor Unit	kg	31.5	37	45	54
Loading Capacity (20'/40'/40'HC)	sets	112/222/264	98/198/230	72/140/164	52/108/124
<b>Operating temperature</b>					
Operating Temp Range	Cooling (°C)	-15 °C - 50 °C	-15 °C - 50 °C	-15 °C - 50 °C	-15 °C - 50 °C
	Heating (°C)	-22 °C - 24 °C	-22 °C - 24 °C	-22 °C - 24 °C	-22 °C - 24 °C
<b>Useful area</b>					
Recommended max. installation area* (ceiling height 2.4 m)	m <sup>2</sup>	14	24	28	38

\* Recommended installation area depends on the building insulation and potential heat sources in the building.

## Technical specifications

# Hi-Comfort


R32

SCOP  
4

R2-01-1  
Remote controller



YXE-C01U1(E)  
Wired controller  
(optional)



HI-UVC Sterilization



Heating at -20°C



Outdoor unit chassis heater



HI-UVC  
sterilization



4-in-1 filter &  
active carbon  
filter



Anti-bacteria Fin



Indoor Self Clean



Anti-mold



I Feel



Smart Mode



WiFi Control



Comfortable  
Sleep Four Modes



4D Auto-swing



19 dB



Dimmer



Timer 24 h



Super Cool



8°C Heating



Heating  
at -20 °C



Easy  
Maintenance



Left/Right  
Draining



Universal Unit



Wired Controller  
optional



Room card  
control optional



Outdoor Unit  
Chasis Heater



Economy mode  
operation



LED Hidden  
Display



3 min Protection



Intelligent  
Defrost

Set model name		KE25YR4E	KE35MROE	KE50BSOE	KE70BT2E
Model name	Indoor Unit	KE25YR4EG	KE35MROEG	KE50BSOEG	KE70BT2EG
	Outdoor Unit	KE25YR4EW	KE35MROEW	KE50BSOEW	KE70BT2EW
Model code	Indoor Unit	20011394	20011395	20011396	20011407
	Outdoor Unit	20011382	20011381	20011380	20011379
Cooling Capacity	W	2600 (1000-3000)	3200 (1000-4000)	5000 (1500-6300)	6500 (1600-7200)
Rated Input-Cooling	W	745 (190-1500)	940 (190-1600)	1295 (260-1800)	2060 (420-2760)
Rated Current Cooling	A	3,4	4,2	5,8	9,2
Heating Capacity	W	2700 (1000-3000)	3300 (1000-4200)	5400 (1600-6200)	7100 (1800-7300)
Rated Input-Heating	W	675 (190-1500)	845 (190-1600)	1380 (320-1650)	2150 (395-2700)
Rated Current Heating	A	3,0	3,8	6,2	9,6
Voltage, Frequency, Phase	V - Hz - Ph	220-240V~, 50Hz, 1P	220-240V~, 50Hz, 1P	220-240V~, 50Hz, 1P	220-240V~, 50Hz, 1P
SEER	Cooling	6,3	6,8	7,8	6,2
SCOP	Heating Average	4	4	4,6	4
	Heating Warmer	5,1	5,1	5,1	5,1
Energy Class	Cooling	A++	A++	A++	A++
	Heating Average	A+	A+	A+	A+
	Heating Warmer	A+++	A+++	A+++	A+++
Moisture Removal	l/h	0,9	1,2	2,0	2,2
<b>Air flow</b>					
Air Circulation (H/H-M/M/M-L/L)	m <sup>3</sup> /h	550/500/450/410/370	550/500/450/410/370	950/880/800/770/680	1100/950/880/800/700
<b>Noise power/pressure</b>					
Indoor Unit Noise Level - Sound Power	dB (A)	57	57	60	64
Indoor Unit Noise Level - Sound Pressure	dB (A)	39/37/34/32/29/24	39/37/34/32/30/24	44/42/40/38/36/32	45/42/40/38/35/32
Outdoor Unit Noise Level - Sound Power	dB (A)	62	62	63	65
Outdoor Unit Noise Level - Sound Pressure	dB (A)	51	52	56	56
<b>Refrigerant</b>					
Refrigerant		R32	R32	R32	R32
Refrigerant charge volume	g	480	660	1150	1320
<b>Connecting Pipe Diameter</b>					
Liquid Pipe	inch (mm)	1/4 (6.35)	1/4 (6.35)	1/4 (6.35)	3/8 (9.52)
Gas Pipe	inch (mm)	3/8 (9.52)	3/8 (9.52)	1/2 (12.7)	5/8 (15.88)
Max length of pipe	m	20	20	20	20
Max height difference	m	10	10	15	15
<b>Dimensions</b>					
Net Dimensions - Indoor Unit	WxHxD (mm)	835x256x195	835x256x195	933x300x216	1045x325x220
Net Dimensions - Outdoor Unit	WxHxD (mm)	660x483x240	780x540x260	860x667x310	860x667x310
Net Weight - Indoor Unit	kg	7,7	7,7	10,5	11,5
Net Weight - Outdoor Unit	kg	21,5	25	39	41
Packing Dimensions - Indoor Unit	WxHxD (mm)	890x320x260	890x320x260	995x365x310	1120x390x315
Packing Dimensions - Outdoor Unit	WxHxD (mm)	780x530x315	910x600x360	995x720x420	995x720x420
Gross Weight - Indoor Unit	kg	9,5	9,5	12,5	14
Gross Weight - Outdoor Unit	kg	24	28	45	46
Loading Capacity (20°/40°/40°HC) No Pipe		154/312/352	112/222/264	72/140/164	66/134/154
<b>Operating temperature</b>					
Operating Temp Range	Cooling (°C)	-15 °C - 50 °C	-15 °C - 50 °C	-15 °C - 50 °C	-15 °C - 50 °C
	Heating (°C)	-20 °C - 24 °C	-20 °C - 24 °C	-20 °C - 24 °C	-20 °C - 24 °C
<b>Useful area</b>					
Recommended max. installation area* (ceiling height 2.4 m)	m <sup>2</sup>	14	24	28	38

\* Recommended installation area depends on the building insulation and potential heat sources in the building.

## Technical specifications

# Mini Apple Pie


R32

SCOP  
4


R2-01-1  
Remote controller



YXE-C01U1(E)  
Wired controller  
(optional)



HI-UVC Sterilization



Self-Clean



Wi-Fi Control



HI-UVC  
Sterilization



Carbon Filter



Silver ion Filter



Indoor Self Clean



WiFi Control



Smart Mode



4D Auto-swing



Comfortable  
Sleep



19 dB



Dimmer



Timer 24 h



Super Cool



8 °C Heating



Heating  
at -20 °C



Fire-proof  
PCB box



Universal Unit



Left/Right  
Draining



Wired Controller  
optional



Room card  
control optional



Self-diagnosis



Economy mode  
operation



LED Hidden  
Display



3 min Protection



1W Standby



Set model name		TG25LE0B	TG35LE0B	TG50XA0B	TG70BB0C
Model name	Indoor Unit	TG25LE0BG	TG35LE0BG	TG50XA0BG	TG70BB0CG
	Outdoor Unit	TG25LE0BW	TG35LE0BW	TG50XA0BW	TG70BB0CW
Model code	Indoor Unit	20011390	20011391	20009623	20009624
	Outdoor Unit	20011386	20011385	20009645	20009646
Cooling Capacity	W	2600 (800-3500)	3500 (1200-4100)	5000 (1000-6000)	7000 (2500-8000)
Rated Input-Cooling	W	740 (180-1500)	1000 (190-1500)	1540 (260-2300)	2230 (420-3000)
Rated Current Cooling	A	3.3	4.4	6.8	9.9
Heating Capacity	W	2800 (800-3500)	4000 (1600-4300)	5600 (1600-6250)	7100 (2500-8500)
Rated Input-Heating	W	700 (180-1500)	1025 (190-1500)	1550 (350-2300)	2240 (420-3200)
Rated Current Heating	A	3.1	4.5	7	9.9
Voltage, Frequency, Phase	V - Hz - Ph	220-240V-50Hz-1P	220-240V-50Hz-1P	220-240V-50Hz-1P	220-240V-50Hz-1P
SEER	Cooling	6.1	6.1	6.1	6.3
SCOP	Heating Average	4	4	4	4
	Heating Warmer	5.1	5.1	5.1	5.1
Energy Class	Cooling	A++	A++	A++	A++
	Heating Average	A+	A+	A+	A+
	Heating Warmer	A+++	A+++	A+++	A+++
Moisture Removal	l/h	0.9	1.2	2.0	2.5
<b>Air flow</b>					
Air Circulation	m <sup>3</sup> /h	550	600	1000	1100
<b>Noise power/pressure</b>					
Indoor Unit Noise Level - Sound Pressure	dB (A)	56	56	60	65
Indoor Unit Noise Level - Sound Power	dB (A)	38/36/33/31/29/26	38/36/34/31/29/27	45/43/41/38/36/33	46/44/42/40/37/33
Outdoor Unit Noise Level - Sound Pressure	dB (A)	63	63	65	68
Outdoor Unit Noise Level - Sound Power	dB (A)	53	53	55	58
<b>Refrigerant</b>					
Refrigerant		R32	R32	R32	R32
Refrigerant charge volume	g	590	640	1170	1320
<b>Connecting Pipe Diameter</b>					
Liquid Pipe	inch (mm)	1/4 (6.35)	1/4 (6.35)	1/4 (6.35)	3/8 (9.52)
Gas Pipe	inch (mm)	3/8 (9.52)	3/8 (9.52)	1/2 (12.7)	5/8 (15.87)
Max length of pipe	m	20	20	20	20
Max height difference	m	10	10	15	15
<b>Dimensions</b>					
Net Dimensions - Indoor Unit	WxHxD (mm)	950×272×207	950×272×207	1050×320×235	1219×320×235
Net Dimensions - Outdoor Unit	WxHxD (mm)	660×483×240	660×483×240	810×585×280	860×667×310
Net Weight - Indoor Unit	kg	9	9	12	13
Net Weight - Outdoor Unit	kg	22	23	33	41
Packing Dimensions - Indoor Unit	WxHxD (mm)	1000×335×260	1000×335×260	1118×392×318	1315×392×318
Packing Dimensions - Outdoor Unit	WxHxD (mm)	770×530×315	770×530×315	940×385×630	995×720×420
Gross Weight - Indoor Unit	kg	11	11	15	15.5
Gross Weight - Outdoor Unit	kg	25	26	37	46
Loading Capacity (20°/40°/40°HC)	sets	148/296/332	148/296/332	81/168/184	61/125/144
<b>Operating temperature</b>					
Operating Temp Range	Cooling (°C)	-15 °C - 50 °C	-15 °C - 50 °C	-15 °C - 50 °C	-15 °C - 50 °C
	Heating (°C)	-20 °C - 24 °C	-20 °C - 24 °C	-20 °C - 24 °C	-20 °C - 24 °C
<b>Useful area</b>					
Recommended max. installation area* (ceiling height 2.4 m)	m <sup>2</sup>	14	24	28	38

\* Recommended installation area depends on the building insulation and potential heat sources in the building.

## Technical specifications

# New Comfort

R32

SCOP  
4

R2-01  
Remote controller



YXE-C01U1(E)  
Wired controller  
(optional)



Wi-Fi Control



Outdoor unit chassis heater



4D auto swing



4-in-1 filter &  
active carbon  
filter



Indoor Self Clean



Anti-mold



Smart Mode



WiFi Control



4D Auto-swing



Comfortable  
Sleep



19 dB



Dimmer



Timer 24 h



Super Cool



8 °C Heating



Heating  
at -20 °C



Fire-proof  
PCB box



Universal Unit



Wired Controller  
optional



Room card  
control optional



Easy Installation



Easy  
Maintenance



Left/Right  
Draining



Outdoor Unit  
Chassis Heater



Self-diagnosis



Economy mode  
operation



LED Hidden  
Display

Note: Outdoor unit chassis heater (Heating belt) is optional.

Set model name		DJ25LE0E	DJ35LE0E	DJ50XA0E	DJ70BB0E
Model name	Indoor Unit	DJ25LE0EG	DJ35LE0EG	DJ50XA0EG	DJ70BB0EG
	Outdoor Unit	DJ25LE0EW	DJ35LE0EW	DJ50XA0EW	DJ70BB0EW
Model code	Indoor Unit	20011603	20011605	20011617	20011619
	Outdoor Unit	20011604	20011606	20011618	20011620
Cooling Capacity	W	2600 (800-3500)	3500 (1200-4100)	5000 (1000-6000)	7000 (2100-7500)
Rated Input-Cooling	W	735 (180-1500)	1000 (190-1500)	1540 (260-2300)	2230 (350-2800)
Rated Current Cooling	A	3,3	4,4	6,9	9,9
Heating Capacity	W	2800 (800-3500)	4000 (1600-4300)	5600 (1600-6250)	7100 (2100-7800)
Rated Input-Heating	W	680 (180-1500)	1025 (190-1500)	1515 (350-2300)	2150 (340-2930)
Rated Current Heating	A	3,1	4,5	6,8	9,6
Voltage, Frequency, Phase	V - Hz - Ph	220 - 240V-50Hz-1P	220 - 240V-50Hz-1P	220 - 240V-50Hz-1P	220 - 240V-50Hz-1P
SEER	Cooling	6,1	6,1	6,1	6,3
SCOP	Heating Average	4	4	4	4
	Heating Warmer	5,1	5,1	5,1	5,1
Energy Class	Cooling	A++	A++	A++	A++
	Heating Average	A+	A+	A+	A+
	Heating Warmer	A+++	A+++	A+++	A+++
Moisture Removal	l/h	0,9	1,2	2	2,5
<b>Air flow</b>					
Air Circulation	m <sup>3</sup> /h	550	600	1000	1100
<b>Noise power/pressure</b>					
Indoor Unit Noise Level - Sound Pressure	dB (A)	56	56	60	63
Indoor Unit Noise Level - Sound Power	dB (A)	38/36/33/31/29/26	38/36/34/31/29/27	45/43/41/38/36/33	46/44/42/40/37/33
Outdoor Unit Noise Level - Sound Pressure	dB (A)	63	63	63	66
Outdoor Unit Noise Level - Sound Power	dB (A)	54	54	54	56
<b>Refrigerant</b>					
Refrigerant	/	R32	R32	R32	R32
Refrigerant charge volume	g	640	640	1170	1320
<b>Connecting Pipe Diameter</b>					
Liquid Pipe	inch (mm)	1/4 (6.35)	1/4 (6.35)	1/4 (6.35)	3/8 (9.52)
Gas Pipe	inch (mm)	3/8 (9.52)	3/8 (9.52)	1/2 (12.7)	5/8 (15.87)
Max length of pipe	m	20	20	20	20
Max height difference	m	10	10	15	15
<b>Dimensions</b>					
Net Dimensions - Indoor Unit	WxHxD (mm)	815x270x212	815x270x212	915x315x235	1085x315x235
Net Dimensions - Outdoor Unit	WxHxD (mm)	660x483x240	660x483x240	810x585x280	860x667x310
Net Weight - Indoor Unit	kg	8,5	8,5	12	13
Net Weight - Outdoor Unit	kg	22	22,5	33	41
Packing Dimensions - Indoor Unit	WxHxD (mm)	870x335x265	870x335x265	1000x390x315	1170x390x315
Packing Dimensions - Outdoor Unit	WxHxD (mm)	770x530x315	770x530x315	940x630x385	995x720x420
Gross Weight - Indoor Unit	kg	10,5	11	14	15,5
Gross Weight - Outdoor Unit	kg	25,5	26	37	46
Loading Capacity (20'40'40'HC)	sets	147/296/356	147/296/356	86/174/197	63/131/150
<b>Operating temperature</b>					
Operating Temp Range	Cooling (°C)	-15 °C - 50 °C	-15 °C - 50 °C	-15 °C - 50 °C	-15 °C - 50 °C
	Heating (°C)	-20 °C - 24 °C	-20 °C - 24 °C	-20 °C - 24 °C	-20 °C - 24 °C
<b>Useful area</b>					
Recommended max. installation area* (ceiling height 2.4 m)	m <sup>2</sup>	14	24	28	38

\* Recommended installation area depends on the building insulation and potential heat sources in the building.

# Technical specifications

## Wings Pro

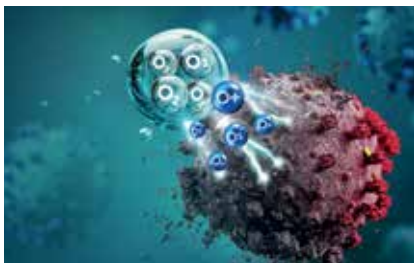
R32 SCOP 4



R2-01-1 Remote controller



YXE-C01U1(E) Wired controller (optional)





























HI-NANO sterilization



Heating at -20°C



Outdoor unit chassis heater

-  HI-NANO Sterilization
-  4-in-1 filter & active carbon filter
-  Anti-bacteria Fin
-  Indoor Self Clean
-  Anti-mold
-  I Feel
-  Smart Mode
-  WiFi Control
-  Comfortable Sleep Four Modes
-  4D Auto-swing
-  19 dB
-  Dimmer
-  Timer 24 h
-  Super Cool
-  8 °C Heating
-  Heating at -20 °C
-  Easy Installation
-  Easy Maintenance
-  Left/Right Draining
-  Wired Controller optional
-  Room card control optional
-  Outdoor Unit Chasis Heater
-  Economy mode operation
-  LED Hidden Display
-  3 min Protection
-  Intelligent Defrost


Set model name		KB25YR3E	KB35YR3E	KB50XSIE	KB70BTIE
Model name	Indoor Unit	KB25YR3EG	KB35YR3EG	KB50XSIEG	KB70BTIEG
	Outdoor Unit	KB25YR3EW	KB35YR3EW	KB50XSIEW	KB70BTIEW
Model code	Indoor Unit	20003826	20003828	20003829	20003830
	Outdoor Unit	20003856	20003857	20003858	20003859
Cooling Capacity	W	2600 (1000-3000)	3400 (1000-4000)	5000 (1000-6000)	6500 (1600-7200)
Rated Input-Cooling	W	855 (190-1500)	1140 (190-1600)	1540 (260-2300)	2060 (420-2760)
Rated Current Cooling	A	3,9	5	6,9	9,2
Heating Capacity	W	2700 (1000-3000)	3800 (1000-4200)	5600 (1600-6250)	7100 (1800-7300)
Rated Input-Heating	W	700 (190-1500)	1050 (190-1600)	1550 (350-2300)	2150 (395-2700)
Rated Current Heating	A	3,1	4,7	7	9,6
Voltage, Frequency, Phase	V - Hz - Ph	220-240V~, 50Hz, 1P	220-240V~, 50Hz, 1P	220-240V~, 50Hz, 1P	220-240V~, 50Hz, 1P
SEER	Cooling	6,1	6,1	6,1	6,2
SCOP	Heatling Average	4	4	4	4
	Heatling Warmer	5,1	5,1	5,1	5,1
Energy Class	Cooling	A++	A++	A++	A++
	Heatling Average	A+	A+	A+	A+
	Heating Warmer	A+++	A+++	A+++	A+++
Moisture Removal	l/h	0,9	1,2	2,0	2,2
<b>Air flow</b>					
Air Circulation (H/HM/M/ML/L)	m <sup>3</sup> /h	550	550	880	1100
<b>Noise power/pressure</b>					
Indoor Unit Noise Level - Sound Power	dB (A)	56	56	59	64
Indoor Unit Noise Level - Sound Pressure (H/M-H/M/M-L/L/Quiet)	dB (A)	39/37/34/32/29/24	39/37/34/32/30/24	44/42/40/37/36/31	45/42/40/38/35/32
Outdoor Unit Noise Level - Sound Power	dB (A)	62	62	63	65
Outdoor Unit Noise Level - Sound Pressure	dB (A)	52	52	53	56
<b>Refrigerant</b>					
Refrigerant		R32	R32	R32	R32
Refrigerant charge volume	g	460	580	1150	1320
<b>Connecting Pipe Diameter</b>					
Liquid Pipe	inch (mm)	1/4 (6.35)	1/4 (6.35)	1/4 (6.35)	3/8 (9.52)
Gas Pipe	inch (mm)	3/8 (9.52)	3/8 (9.52)	1/2 (12.7)	5/8 (15.87)
Max length of pipe	m	20	20	20	20
Max height difference	m	10	10	15	15
<b>Dimensions</b>					
Net Dimensions - Indoor Unit	WxHxD (mm)	833x256x203	833x256x203	943x300x245	1039x325x237
Net Dimensions - Outdoor Unit	WxHxD (mm)	660x483x240	660x483x240	810x585x280	860x667x310
Net Weight - Indoor Unit	kg	7,7	7,7	10	11,0
Net Weight - Outdoor Unit	kg	21,7	22	34	41
Packing Dimensions - Indoor Unit	WxHxD (mm)	890x320x260	890x320x260	995x365x310	1120x390x315
Packing Dimensions - Outdoor Unit	WxHxD (mm)	780x530x315	780x530x315	940x630x385	995x720x420
Gross Weight - Indoor Unit	kg	9,5	9,5	12	13,5
Gross Weight - Outdoor Unit	kg	25	25	38,5	46
Loading Capacity (20'/40'/40'HC)	sets	150/310/342	150/310/342	86/178/202	66/134/152
<b>Operating temperature</b>					
Operating Temp Range	Cooling (°C)	- 15 °C - 50 °C	- 15 °C - 50 °C	- 15 °C - 50 °C	- 15 °C - 50 °C
	Heating (°C)	- 20 °C - 24 °C	- 20 °C - 24 °C	- 20 °C - 24 °C	- 20 °C - 24 °C
<b>Useful area</b>					
Recommended max. installation area* (ceiling height 2.4 m)	m <sup>2</sup>	14	24	28	38

\* Recommended installation area depends on the building insulation and potential heat sources in the building.

## Technical specifications

# Wings

R32

SCOP  
4R2-01  
Remote controllerYXE-C01U(E)  
Wired controller  
(optional)

Self-Clean



Cold Plasma Generator



Wi-Fi Control



Carbon Filter



4 in 1 Filter

Cold Plasma  
Generator

Anti-bacteria Fin



WiFi Control



Voice Control



I Feel



Smart Mode

Comfortable  
Sleep

19 dB



Dimmer



Timer 24 h



Super Cool



8 °C Heating

Heating  
at -20 °C

Easy Installation

Easy  
MaintenanceLeft/Right  
DrainingWired Controller  
optionalRoom card  
control optionalEconomy mode  
operation

3 min Protection

Intelligent  
DefrostLED Hidden  
Display

4D Auto-swing

Note: WINGS PRO includes HI-NANO and Outdoor unit chasis heater (Heating belt) features, without Active carbon filter and cold plasma generator.

Set model name		KB25YR3F	KB35YR3F	KB50XS1F	KB70BT1F
Model name	Indoor Unit	KB25YR3FG	KB35YR3FG	KB50XS1FG	KB70BT1FG
	Outdoor Unit	KB25YR3FW	KB35YR3FW	KB50XS1FW	KB70BT1FW
Model code	Indoor Unit	20003831	20003832	20003833	20003834
	Outdoor Unit	20003860	20003861	20003862	20003863
Cooling Capacity	W	2600 (1000-3000)	3400 (1000-4000)	5000 (1000-6000)	6500 (1600-7200)
Rated Input-Cooling	W	855 (190-1500)	1140 (190-1600)	1540 (260-2300)	2060 (420-2760)
Rated Current Cooling	A	3.9	5	6.9	9.2
Heating Capacity	W	2700 (1000-3000)	3800 (1000-4200)	5600 (1600-6250)	7100 (1800-7300)
Rated Input-Heating	W	700 (190-1500)	1050 (190-1600)	1550 (350-2300)	2150 (395-2700)
Rated Current Heating	A	3.1	4.7	7	9.6
Voltage, Frequency, Phase	V - Hz - Ph	220-240V ~ 50Hz, 1P	220-240V ~ 50Hz, 1P	220-240V ~ 50Hz, 1P	220-240V ~ 50Hz, 1P
SEER	Cooling	6.1	6.1	6.1	6.2
SCOP	Heatling Average	4	4	4	4
	Heatling Warmer	5.1	5.1	5.1	5.1
Energy Class	Cooling	A++	A++	A++	A++
	Heatling Average	A+	A+	A+	A+
	Heating Warmer	A+++	A+++	A+++	A+++
Moisture Removal	l/h	0.9	1.2	2	2.2
<b>Air flow</b>					
Air Circulation (H/HM/M/ML/L)	m <sup>3</sup> /h	550	550	880	1100
<b>Noise power/pressure</b>					
Indoor Unit Noise Level - Sound Power	dB (A)	56	56	59	63
Indoor Unit Noise Level - Sound Pressure (H/HM/M/ML/L/Quiet)	dB (A)	39/37/34/32/29/24	39/37/34/32/30/24	44/42/40/37/36/31	45/42/40/38/35/32
Outdoor Unit Noise Level - Sound Power	dB (A)	62	62	63	65
Outdoor Unit Noise Level - Sound Pressure	dB (A)	52	52	53	55
<b>Refrigerant</b>					
Refrigerant		R32	R32	R32	R32
Refrigerant charge volume	g	460	580	1150	1320
<b>Connecting Pipe Diameter</b>					
Liquid Pipe	inch (mm)	1/4 (6.35)	1/4 (6.35)	1/4 (6.35)	3/8 (9.52)
Gas Pipe	inch (mm)	3/8 (9.52)	3/8 (9.52)	1/2 (12.7)	5/8 (15.87)
Max length of pipe	m	20	20	20	20
Max height difference	m	10	10	15	15
<b>Dimensions</b>					
Net Dimensions - Indoor Unit	WxHxD (mm)	833x256x203	833x256x203	943x300x245	1032x327x227
Net Dimensions - Outdoor Unit	WxHxD (mm)	660x483x240	660x483x240	810x585x280	860x667x310
Net Weight - Indoor Unit	kg	7.7	7.7	10	11
Net Weight - Outdoor Unit	kg	21.7	22	34	42
Packing Dimensions - Indoor Unit	WxHxD (mm)	890x320x260	890x320x260	995x365x310	1120x390x315
Packing Dimensions - Outdoor Unit	WxHxD (mm)	780x530x315	780x530x315	940x630x385	995x720x420
Gross Weight - Indoor Unit	kg	9.5	9.5	12	13.5
Gross Weight - Outdoor Unit	kg	25	25	38.5	46
Loading Capacity (20'/40'/40'HC)	sets	150/310/342	150/310/342	86/178/202	66/134/152
<b>Operating temperature</b>					
Operating Temp Range	Cooling (°C)	-15 °C - 50 °C	-15 °C - 50 °C	-15 °C - 50 °C	-15 °C - 50 °C
	Heating (°C)	-20 °C - 24 °C	-20 °C - 24 °C	-20 °C - 24 °C	-20 °C - 24 °C
<b>Useful area</b>					
Recommended max. installation area* (ceiling height 2.4 m)	m <sup>2</sup>	14	24	28	38

\* Recommended installation area depends on the building insulation and potential heat sources in the building.

# Technical specifications

## Expert Smart

R32


SCOP 4



LI-12 Remote controller



YXE-C01U1(E) Wired controller (optional)



























Self-Clean



Wi-Fi Control



4D auto swing

-  Indoor Self Clean
-  Carbon Filter
-  Anti-bacteria Fin
-  Anti-mold
-  I Feel
-  Smart Mode
-  WiFi Control
-  Comfortable Sleep Four Modes
-  4D Auto-swing
-  19 dB
-  Dimmer
-  Timer 24 h
-  Super Cool
-  8 °C Heating
-  Heating at -20 °C
-  Easy Installation
-  Easy Maintenance
-  Left/Right Draining
-  Wired Controller optional
-  Room card control optional
-  Economy mode operation
-  LED Hidden Display
-  3 min Protection
-  Intelligent Defrost



Set model name		CF25YR1F	CF35YR1F	CF50XS1F	CF70BT1F
Model name	Indoor Unit	CF25YR1FG	CF35YR1FG	CF50XS1FG	CF70BT1FG
	Outdoor Unit	CF25YR1FW	CF35YR1FW	CF50XS1FW	CF70BT1FW
Model code	Indoor Unit	20009628	20009629	20009695	20009631
	Outdoor Unit	20009647	20009648	20009649	20009650
Cooling Capacity	W	2600 (1000-3000)	3400 (1000-4000)	5000 (1000-6000)	6500 (1600-7200)
Rated Input-Cooling	W	855 (190-1500)	1140 (190-1600)	1540 (260-2300)	2060 (420-2760)
Rated Current Cooling	A	3,9	5	6,9	9,2
Heating Capacity	W	2700 (1000-3000)	3800 (1000-4200)	5600 (1600-6250)	7100 (1800-7300)
Rated Input-Heating	W	680 (180-1500)	1025 (190-1500)	1550 (350-2300)	2240 (420-3200)
Rated Current Heating	A	3,1	4,7	7	9,6
Voltage, Frequency, Phase	V - Hz - Ph	220-240V~, 50Hz, 1P	220-240V~, 50Hz, 1P	220-240V~, 50Hz, 1P	220-240V~, 50Hz, 1P
SEER	Cooling	6,1	6,1	6,1	6,2
SCOP	Heating Average	4	4	4	4
	Heating Warmer	5,1	5,1	5,1	5,1
Energy Class	Cooling	A++	A++	A++	A++
	Heating Average	A+	A+	A+	A+
	Heating Warmer	A+++	A+++	A+++	A+++
Moisture Removal	l/h	0,9	1,2	2,0	2,2
<b>Air flow</b>					
Air Circulation	m <sup>3</sup> /h	550	550	880	1100
<b>Noise power/pressure</b>					
Indoor Unit Noise Level - Sound Pressure	dB (A)	56	56	59	64
Indoor Unit Noise Level - Sound Power	dB (A)	39/37/34/32/29/24	39/37/34/32/30/24	44/42/40/37/36/31	45/42/40/38/35/32
Outdoor Unit Noise Level - Sound Pressure	dB (A)	62	62	63	65
Outdoor Unit Noise Level - Sound Power	dB (A)	52	52	53	56
<b>Refrigerant</b>					
Refrigerant		R32	R32	R32	R32
Refrigerant charge volume	g	460	580	1150	1320
<b>Connecting Pipe Diameter</b>					
Liquid Pipe	inch (mm)	1/4 (6.35)	1/4 (6.35)	1/4 (6.35)	3/8 (9.52)
Gas Pipe	inch (mm)	3/8 (9.52)	3/8 (9.52)	1/2 (12.7)	5/8 (15.87)
Max length of pipe	m	20	20	20	20
Max height difference	m	10	10	15	15
<b>Dimensions</b>					
Net Dimensions - Indoor Unit	WxHxD (mm)	795x255x197	795x255x197	890x300x223	998x325x225
Net Dimensions - Outdoor Unit	WxHxD (mm)	660x483x240	660x483x240	810x585x280	860x667x310
Net Weight - Indoor Unit	kg	7,1	7,1	10	11,0
Net Weight - Outdoor Unit	kg	21,7	22	34	41
Packing Dimensions - Indoor Unit	WxHxD (mm)	850x320x260	850x320x260	960x365x300	1060x390x315
Packing Dimensions - Outdoor Unit	WxHxD (mm)	780x530x315	780x530x315	940x630x385	995x720x420
Gross Weight - Indoor Unit	kg	8,6	8,6	12	13,5
Gross Weight - Outdoor Unit	kg	25	25	38,5	46
<b>Operating temperature</b>					
Operating Temp Range	Cooling (°C)	- 15 °C - 50 °C	- 15 °C - 50 °C	- 15 °C - 50 °C	- 15 °C - 50 °C
	Heating (°C)	- 20 °C - 24 °C	- 20 °C - 24 °C	- 20 °C - 24 °C	- 20 °C - 24 °C
<b>Useful area</b>					
Recommended max. installation area* (ceiling height 2.4 m)	m <sup>2</sup>	14	24	28	38

\* Recommended installation area depends on the building insulation and potential heat sources in the building.

# Technical specifications

## Easy Smart


R32 SCOP 4



LI-12 Remote controller



YXE-C01U1(E) Wired controller (optional)


























Self-Clean



Anti-bacteria fin



Super Cool

-  Indoor Self Clean
-  Carbon Filter
-  Anti-bacteria Fin
-  Anti-mold
-  I Feel
-  Smart Mode
-  Wifi Ready
-  Comfortable Sleep Four Modes
-  19 dB
-  Dimmer
-  Timer 24 h
-  Super Cool
-  8 °C Heating
-  Heating at -20 °C
-  Easy Installation
-  Easy Maintenance
-  Left/Right Draining
-  Wired Controller optional
-  Room card control optional
-  Economy mode operation
-  LED Hidden Display
-  3 min Protection
-  1W Standby

Set model name		CA25YR03	CA35YR03	CA50XS1A	CA70BT1A
Model name	Indoor Unit	CA25YR03G	CA35YR03G	CA50XS1AG	CA70BT1AG
	Outdoor Unit	CA25YR03W	CA35YR03W	CA50XS1AW	CA70BT1AW
Model code	Indoor Unit	20003835	20003836	20001403	20001422
	Outdoor Unit	20003864	20003865	20001432	20001433
Cooling Capacity	W	2600 (1000-3000)	3400 (1000-4000)	5000 (1000-6000)	6500 (1600-7200)
Rated Input-Cooling	W	855 (190-1500)	1140 (190-1600)	1540 (260-2300)	2060 (420-2760)
Rated Current Cooling	A	3.9	5	6.9	9.2
Heating Capacity	W	2700 (1000-3000)	3800 (1000-4200)	5600 (1600-6250)	7100 (1800-7300)
Rated Input-Heating	W	700 (190-1500)	1050 (190-1600)	1550 (350-2300)	2150 (395-2700)
Rated Current Heating	A	3.1	4.7	7	9.3
Voltage, Frequency, Phase	V - Hz - Ph	220-240V-50Hz-1P	220-240V-50Hz-1P	220-240V-50Hz-1P	220-240V-50Hz-1P
SEER	Cooling	6.1	6.1	6.1	6.2
SCOP	Heating Average	4	4	4	4
	Heating Warmer	5.1	5.1	5.1	5.1
Energy Class	Cooling	A++	A++	A++	A++
	Heating Average	A+	A+	A+	A+
	Heating Warmer	A+++	A+++	A+++	A+++
Moisture Removal	l/h	0.9	1.2	2.0	2.2
<b>Air flow</b>					
Air Circulation	m <sup>3</sup> /h	550	550	880	1100
<b>Noise power/pressure</b>					
Indoor Unit Noise Level - Sound Power	dB (A)	56	56	59	64
Indoor Unit Noise Level - Sound Pressure (H/HM/M/ML/L/Quiet)	dB (A)	39/37/34/32/29/24	39/37/34/32/30/24	44/42/40/37/36/31	45/42/40/38/35/32
Outdoor Unit Noise Level - Sound Power	dB (A)	62	62	63	65
Outdoor Unit Noise Level - Sound Pressure	dB (A)	52	52	53	56
<b>Refrigerant</b>					
Refrigerant		R32	R32	R32	R32
Refrigerant charge volume	g	460	580	1150	1320
<b>Connecting Pipe Diameter</b>					
Liquid Pipe	inch (mm)	1/4 (6.35)	1/4 (6.35)	1/4 (6.35)	3/8 (9.52)
Gas Pipe	inch (mm)	3/8 (9.52)	3/8 (9.52)	1/2 (12.7)	5/8 (15.87)
Max length of pipe	m	20	20	20	20
Max height difference	m	10	10	15	15
<b>Dimensions</b>					
Net Dimensions - Indoor Unit	WxHxD (mm)	790×255×200	790×255×200	890×300×220	998×325×225
Net Dimensions - Outdoor Unit	WxHxD (mm)	660×483×240	660×483×240	810×585×280	860×667×310
Net Weight - Indoor Unit	kg	7.1	7.1	10	11.0
Net Weight - Outdoor Unit	kg	21.7	22	34	41
Packing Dimensions - Indoor Unit	WxHxD (mm)	850×325×255	850×325×255	960×365×300	1060×390×315
Packing Dimensions - Outdoor Unit	WxHxD (mm)	780×530×315	780×530×315	940×630×385	995×720×420
Gross Weight - Indoor Unit	kg	8.6	8.6	12	13.5
Gross Weight - Outdoor Unit	kg	25	25	38.5	46
Loading Capacity (20'/40'/40'HC) No Pipe	sets	158/316/352	158/316/352	88/182/208	66/136/157
<b>Operating temperature</b>					
Operating Temp Range	Cooling (°C)	-15 °C - 50 °C	-15 °C - 50 °C	-15 °C - 50 °C	-15 °C - 50 °C
	Heating (°C)	-20 °C - 24 °C	-20 °C - 24 °C	-20 °C - 24 °C	-20 °C - 24 °C
<b>Useful area</b>					
Recommended max. installation area* (ceiling height 2.4 m)	m <sup>2</sup>	14	24	28	38

\* Recommended installation area depends on the building insulation and potential heat sources in the building.

## Technical specifications

# eCoolSmart


R32

SCOP  
4

LI-12  
Remote controller



Negative Ion filter



Indoor self-clean



Super Cool



Indoor Self Clean



Negative Ion Filter



Anti-bacteria Fin



Anti-mold



I Feel



Smart Mode



Wifi Ready



Comfortable  
Sleep Four Modes



19 dB



Dimmer



Timer 24 h



Super Cool



8 °C Heating



Heating at -20 °C



Easy Installation



Easy  
Maintenance



Left/Right  
Draining



Wired Controller  
optional



Room card  
control optional



Economy mode  
operation



LED Hidden  
Display



3 min Protection



1W Standby

Set model name		CG25LRIF	CG35LRIF	CG50XSIF	CG70BTIF
Model name	Indoor Unit	CG25LRIFG	CG35LRIFG	CG50XSIFG	CG70BTIFG
	Outdoor Unit	CG25LRIFW	CG35LRIFW	CG50XSIFW	CG70BTIFW
Model code	Indoor Unit	20014332	20014334	20014335	20014336
	Outdoor Unit	20014337	20014338	20014339	20014340
Cooling Capacity	W	2600 (1000-3000)	3400 (1000-4000)	5000 (1000-6000)	6500 (1600-7200)
Rated Input-Cooling	W	855 (190-1500)	1140 (190-1600)	1540 (260-2300)	2060 (420-2760)
Rated Current Cooling	A	3.9	5	6.9	9.2
Heating Capacity	W	2700 (1000-3000)	3800 (1000-4200)	5600 (1600-6250)	7100 (1800-7300)
Rated Input-Heating	W	700 (190-1500)	1050 (190-1600)	1550 (350-2300)	2150 (395-2700)
Rated Current Heating	A	3.1	4.7	7	9.3
Voltage, Frequency, Phase	V - Hz - Ph	220-240V-50Hz-1P	220-240V-50Hz-1P	220-240V-50Hz-1P	220-240V-50Hz-1P
SEER	Cooling	6.1	6.1	6.1	6.2
SCOP	Heating Average	4	4	4	4
	Heating Warmer	5.1	5.1	5.1	5.1
Energy Class	Cooling	A++	A++	A++	A++
	Heating Average	A+	A+	A+	A+
	Heating Warmer	A+++	A+++	A+++	A+++
Moisture Removal	l/h	0.9	1.2	2.0	2.2
<b>Air flow</b>					
Air Circulation	m <sup>3</sup> /h	550	550	880	1100
<b>Noise power/pressure</b>					
Indoor Unit Noise Level - Sound Power	dB (A)	56	56	59	64
Indoor Unit Noise Level - Sound Pressure (H/HM/M/ML/L/Quiet)	dB (A)	39/37/34/32/29/24	39/37/34/32/30/24	44/42/40/37/36/31	45/42/40/38/35/32
Outdoor Unit Noise Level - Sound Power	dB (A)	62	62	63	65
Outdoor Unit Noise Level - Sound Pressure	dB (A)	52	52	53	56
<b>Refrigerant</b>					
Refrigerant		R32	R32	R32	R32
Refrigerant charge volume	g	460	580	1150	1320
<b>Connecting Pipe Diameter</b>					
Liquid Pipe	inch (mm)	1/4 (6.35)	1/4 (6.35)	1/4 (6.35)	3/8 (9.52)
Gas Pipe	inch (mm)	3/8 (9.52)	3/8 (9.52)	1/2 (12.7)	5/8 (15.87)
Max length of pipe	m	20	20	20	20
Max height difference	m	10	10	15	15
<b>Dimensions</b>					
Net Dimensions - Indoor Unit	WxHxD (mm)	791x255x198	791x255x198	890x300x223	998x325x226
Net Dimensions - Outdoor Unit	WxHxD (mm)	660x483x240	660x483x240	810x585x280	860x667x310
Net Weight - Indoor Unit	kg	7.1	7.1	10	11.0
Net Weight - Outdoor Unit	kg	21.7	22	34	41
Packing Dimensions - Indoor Unit	WxHxD (mm)	850x325x255	850x325x255	960x365x300	1060x390x315
Packing Dimensions - Outdoor Unit	WxHxD (mm)	780x530x315	780x530x315	940x630x385	995x720x420
Gross Weight - Indoor Unit	kg	8.6	8.6	12	13.5
Gross Weight - Outdoor Unit	kg	25	25	38.5	46
Loading Capacity (20'/40'/40'HC) No Pipe	sets	158/316/352	158/316/352	88/182/208	66/136/157
<b>Operating temperature</b>					
Operating Temp Range	Cooling (°C)	-15 °C - 50 °C	-15 °C - 50 °C	-15 °C - 50 °C	-15 °C - 50 °C
	Heating (°C)	-20 °C - 24 °C	-20 °C - 24 °C	-20 °C - 24 °C	-20 °C - 24 °C
<b>Useful area</b>					
Recommended max. installation area* (ceiling height 2.4 m)	m <sup>2</sup>	14	24	28	38

\* Recommended installation area depends on the building insulation and potential heat sources in the building.

## Technical specifications

# Europa

R32

SCOP  
4

LI-12  
Remote controller



WiFi included



Cold Plasma Generator



4D Auto Swing



Indoor Self Clean



Carbon Filter



Anti-bacteria Fin



Anti-mold



I Feel



Smart Mode



WiFi Control



Comfortable  
Sleep Four Modes



4D Auto-swing



19 dB



Dimmer



Timer 24 h



Super Cool



8 °C Heating



Heating  
at -20 °C



Easy Installation



Easy  
Maintenance



Left/Right  
Draining



Wired Controller  
optional



Room card  
control optional



Economy mode  
operation



LED Hidden  
Display



3 min Protection



Intelligent  
Defrost

Set model name		CL25YR1F	CL35YR1F	CL50XS1F	CL70BT1F
Model name	Indoor Unit	CL25YR1FG	CL35YR1FG	CL50XS1FG	CL70BT1FG
	Outdoor Unit	CL25YR1FW	CL35YR1FW	CL50XS1FW	CL70BT1FW
Model code	Indoor Unit	20014267	20014348	20014349	20014350
	Outdoor Unit	20014351	20014352	20014353	20014354
Cooling Capacity	W	2600 (1000-3000)	3400 (1000-4000)	5000 (1000-6000)	6500 (1600-7200)
Rated Input-Cooling	W	855 (190-1500)	1140 (190-1600)	1540 (260-2300)	2060 (420-2760)
Rated Current Cooling	A	3,9	5	6,9	9,2
Heating Capacity	W	2700 (1000-3000)	3800 (1000-4200)	5600 (1600-6250)	7100 (1800-7300)
Rated Input-Heating	W	680 (180-1500)	1025 (190-1500)	1550 (350-2300)	2240 (420-3200)
Rated Current Heating	A	3,1	4,7	7	9,6
Voltage, Frequency, Phase	V - Hz - Ph	220-240V~, 50Hz, 1P	220-240V~, 50Hz, 1P	220-240V~, 50Hz, 1P	220-240V~, 50Hz, 1P
SEER	Cooling	6,1	6,1	6,1	6,2
SCOP	Heating Average	4	4	4	4
	Heating Warmer	5,1	5,1	5,1	5,1
Energy Class	Cooling	A++	A++	A++	A++
	Heating Average	A+	A+	A+	A+
	Heating Warmer	A+++	A+++	A+++	A+++
Moisture Removal	l/h	0,9	1,2	2,0	2,2
<b>Air flow</b>					
Air Circulation	m <sup>3</sup> /h	550	550	880	1100
<b>Noise power/pressure</b>					
Indoor Unit Noise Level - Sound Pressure	dB (A)	56	56	59	64
Indoor Unit Noise Level - Sound Power	dB (A)	39/37/34/32/29/24	39/37/34/32/30/24	44/42/40/37/36/31	45/42/40/38/35/32
Outdoor Unit Noise Level - Sound Pressure	dB (A)	62	62	63	65
Outdoor Unit Noise Level - Sound Power	dB (A)	52	52	53	56
<b>Refrigerant</b>					
Refrigerant		R32	R32	R32	R32
Refrigerant charge volume	g	460	580	1150	1320
<b>Connecting Pipe Diameter</b>					
Liquid Pipe	inch (mm)	1/4 (6.35)	1/4 (6.35)	1/4 (6.35)	3/8 (9.52)
Gas Pipe	inch (mm)	3/8 (9.52)	3/8 (9.52)	1/2 (12.7)	5/8 (15.87)
Max length of pipe	m	20	20	20	20
Max height difference	m	10	10	15	15
<b>Dimensions</b>					
Net Dimensions - Indoor Unit	WxHxD (mm)	790x255x199	790x255x199	890x300x224	998x325x226
Net Dimensions - Outdoor Unit	WxHxD (mm)	660x483x240	660x483x240	810x585x280	860x667x310
Net Weight - Indoor Unit	kg	7,1	7,1	10	11,0
Net Weight - Outdoor Unit	kg	21,7	22	34	41
Packing Dimensions - Indoor Unit	WxHxD (mm)	850x320x260	850x320x260	960x365x300	1060x390x315
Packing Dimensions - Outdoor Unit	WxHxD (mm)	780x530x315	780x530x315	940x630x385	995x720x420
Gross Weight - Indoor Unit	kg	8,6	8,6	12	13,5
Gross Weight - Outdoor Unit	kg	25	25	38,5	46
<b>Operating temperature</b>					
Operating Temp Range	Cooling (°C)	-15 °C - 50 °C	-15 °C - 50 °C	-15 °C - 50 °C	-15 °C - 50 °C
	Heating (°C)	-20 °C - 24 °C	-20 °C - 24 °C	-20 °C - 24 °C	-20 °C - 24 °C
<b>Useful area</b>					
Recommended max. installation area* (ceiling height 2.4 m)	m <sup>2</sup>	14	24	28	38

\* Recommended installation area depends on the building insulation and potential heat sources in the building.

# Selection Guide

	Series Name (Wall-mounted AC)	Fresh Master	Energy Pro X (black/white)	Energy Nordic	Energy Pro Plus	Energy Expert	Energy SE
	Capacity (BTU)	9K, 12K	9K, 12K	12K	9K, 12K	9K, 12K, 18K, 24K	9K, 12K, 18K, 24K
	Remote Controller	RCH-RTY3-0	RCH-RTY3-0	RCH-RTY3-0	RCH-RTY3-0	RCH-RZY1-0	R2-01-1
ENERGY SAVING	Energy Class (SEER/SCOP)	A <sup>++</sup> / A <sup>++</sup>	A <sup>++</sup> / A <sup>++</sup>	A <sup>++</sup> / A <sup>++</sup>	A <sup>++</sup> / A <sup>++</sup>	A <sup>+++</sup> /A <sup>++</sup> warmer zone: A <sup>+++</sup> /A <sup>+++</sup>	A <sup>+++</sup> /A <sup>++</sup> warmer zone: A <sup>+++</sup> /A <sup>+++</sup>
	Green and Safe Refrigerant	R32	R32	R32	R32	R32	R32
	Power Statistic Display	—	•	•	•	•	•
	1W Standby	•	•	•	•	•	•
	Economy mode operation	•	•	•	•	•	•
COMFORT	4D auto-swing	•	•	•	•	•	•
	Sleep Modes	4	4	4	4	1	1
	Super Cool/Heat	•	•	•	•	•	•
	Silent operation (Sound pressure)	18dB(A)	18dB(A)	18dB(A)	18dB(A)	19dB(A)	19dB(A)
	I feel	•	•	•	•	•	•
	8 °C Heating	•	•	•	•	•	•
	Air Quality display	•	—	—	—	—	—
	Follow/Avoid mode	—	•	•	•	—	—
	SMART MODE	•	•	•	•	•	•
	Heating at low Temp	-22°C	-22°C	-25°C	-22°C	-22°C	-22°C
	Ceiling and Floor Airflow	•	•	•	•	—	—
WELLBEING	Self-cleaning	Indoor + Outdoor units	Indoor + Outdoor units	Indoor + Outdoor units	Indoor + Outdoor units	Indoor unit only	Indoor unit only
	Mildew-proof	•	•	•	•	•	•
	HI-NANO	•	•	•	•	•	•
	HI-UVC sterilization	—	—	—	—	—	—
	Cold plasma Generator	—	—	—	—	—	—
	Fresh Air technology	•	—	—	—	—	—
	4 in 1 filter: vitamine C + catechin + sliver + HEPA	•	•	•	•	•	•
	Active Carbon filter	•	•	•	•	—	—
	Ion filter (Silver/Negative)	—	—	—	—	—	—
	Anti-bacteria & Anti-virus aluminum fin	•	•	•	•	•	•
	Anti-cold Air technology	•	•	•	•	•	•
CONVENIENCE	Timer 24h	•	•	•	•	•	•
	Dimmer	•	•	•	•	•	•
	Easy installation	—	—	—	—	—	—
	Easy maintenance	—	—	—	—	•	•
	Wired controller	Optional	Optional	Optional	Optional	Optional	Optional
	Dual Drainage	—	•	•	•	•	•
	Self-diagnosis	•	•	•	•	•	•
TECHNOLOGY	Service HI-CHECKER	•	•	•	•	•	•
	WI-FI control	•	•	•	•	•	•
	Smart Voice Control	•	•	•	•	•	•
	Smart Eye	—	•	•	•	—	—
	TMS Comfort Control System	•	•	•	•	—	—
	AI SMART	•	•	•	•	—	—
	Multi Anti-corrosion protection	•	•	•	•	•	•
	ON/OFF function, room card/fire alarm	•	•	•	•	•	•
	Outdoor unit chassis heating	•	•	•	•	•	•
	360 Full DC inverter (DC compressor+ 2 DC fan motors)	•	•	•	•	•	•
	Electronic expansion valve	•	•	•	•	•	•
Universal unit (for indoor)	—	•	•	•	•	•	

• YES — NO

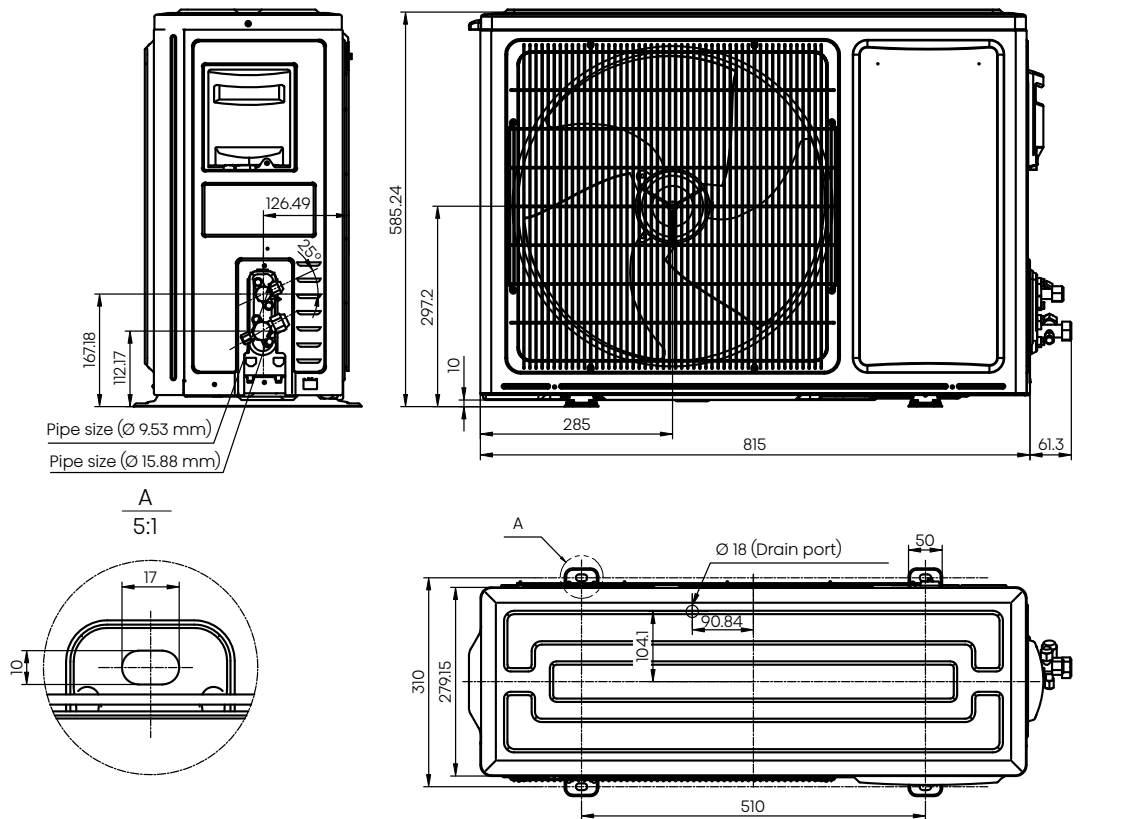


Hi-Comfort	Mini Apple Pie	WINGS Pro	WINGS	New Comfort	Expert Smart	Easy Smart	eCoolSmart	Europa
9K, 12K, 18K, 24K	9K, 12K, 18K, 24K	9K, 12K, 18K, 24K	9K, 12K, 18K, 24K	9K, 12K, 18K, 24K	9K, 12K, 18K, 24K	9K, 12K, 18K, 24K	9K, 12K, 18K, 24K	9K, 12K, 18K, 24K
R2-01-1	R2-01-1	R2-01-1	R2-01	R2-01	L1-12	L1-12	L1-12	L1-12
A++/A+	A++/A+	A++/A+	A++/A+	A++/A+	A++/A+	A++/A+	A++/A+	A++/A+
R32	R32	R32	R32	R32	R32	R32	R32	R32
—	—	—	—	—	—	—	—	—
•	•	•	•	•	•	•	•	•
•	•	•	•	•	•	•	•	•
•	•	•	•	•	•	—	—	•
1	1	1	1	1	4	4	4	4
•	•	•	•	•	•	—	—	•
19dB(A)	19dB(A)	19dB(A)	19dB(A)	19dB(A)	19dB(A)	19dB(A)	19dB(A)	19dB(A)
•	•	•	•	•	•	•	•	•
•	•	•	•	•	•	•	•	•
—	—	—	—	—	—	—	—	—
—	—	—	—	—	—	—	—	—
•	•	•	•	•	•	•	•	•
-20°C	-20°C	-20°C	-20°C	-20°C	-20°C	-20°C	-20°C	-20°C
—	—	—	—	—	—	—	—	—
Indoor unit only	Indoor unit only	Indoor unit only	Indoor unit only	Indoor unit only	Indoor unit only	Indoor unit only	Indoor unit only	Indoor unit only
•	•	•	•	•	•	•	•	•
—	—	•	—	—	—	—	—	—
•	•	—	—	—	—	—	—	—
—	—	—	•	—	—	—	—	•
—	—	—	—	—	—	—	—	—
•	—	•	•	•	—	—	—	—
•	•	—	•	•	•	•	•	•
—	• Silver	—	—	—	—	—	• Negative	—
•	•	•	•	•	•	•	•	•
•	•	•	•	•	•	•	•	•
•	•	•	•	•	•	•	•	•
•	•	•	•	•	•	•	•	•
—	—	—	—	•	—	—	—	—
•	•	•	•	•	•	•	•	•
Optional	Optional	Optional	Optional	Optional	Optional	Optional	Optional	Optional
•	•	•	•	•	•	•	•	•
•	•	•	•	•	•	•	•	•
•	•	•	•	•	•	•	•	•
•	•	•	•	•	•	•	•	•
•	•	•	•	•	•	•	•	•
—	—	—	—	—	—	Only Wifi Ready	Only Wifi Ready	•
—	—	—	—	—	—	—	—	—
—	—	—	—	—	—	—	—	—
—	—	—	—	—	—	—	—	—
•	•	•	•	•	•	•	•	•
•	•	•	•	•	•	•	•	•
•	—	•	—	Optional	—	—	—	—
•	—	•*	•*	—	•	•	•*	•*
—	—	*except model KB50	*except model KB50	—	—	—	*except model CL50	*except model CG50
—	—	—	—	—	—	—	—	—
•	•	—	—	•	—	—	—	—

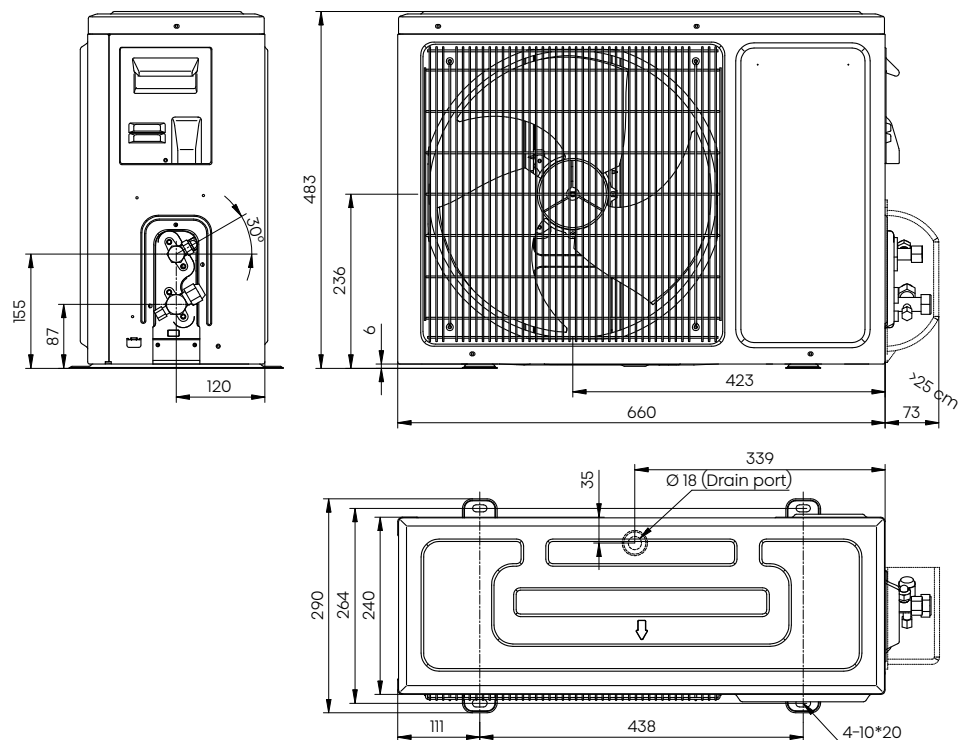
# Installation Drawings

## Split outdoor units

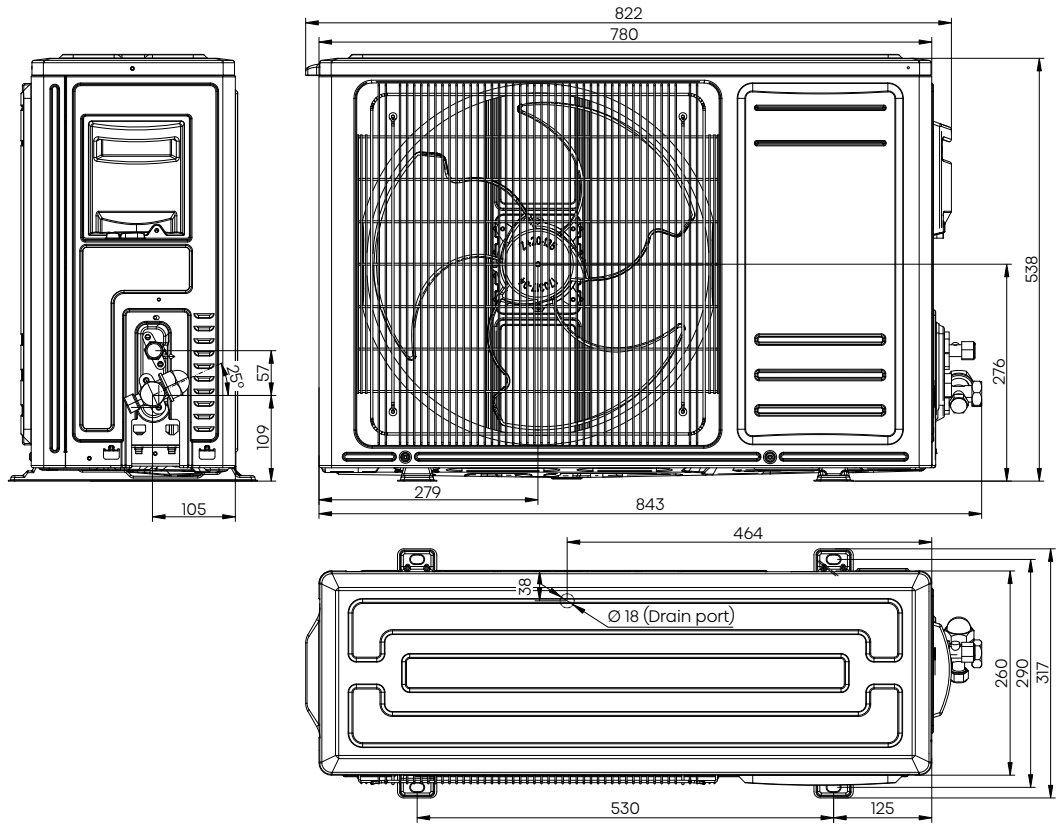
QH35XV0EW  
 QG25XV0EW  
 QG35XV0EW  
 QF25XW0EW  
 QF35XW0EW  
 KA35XR0EW  
 TG50XA0EW  
 TG50XA0BW  
 DJ50XA0BW  
 DJ50XA0EW  
 KB50XS1EW  
 KB50XS1FW  
 CF50XS1FW  
 CA50XS1AW  
 QG25XV0EW  
 QG35XV0EW  
 QG25XV0EW  
 QG35XV0EW  
 KF35XR0EW  
 CG50XS1FW  
 CL50XS1FW



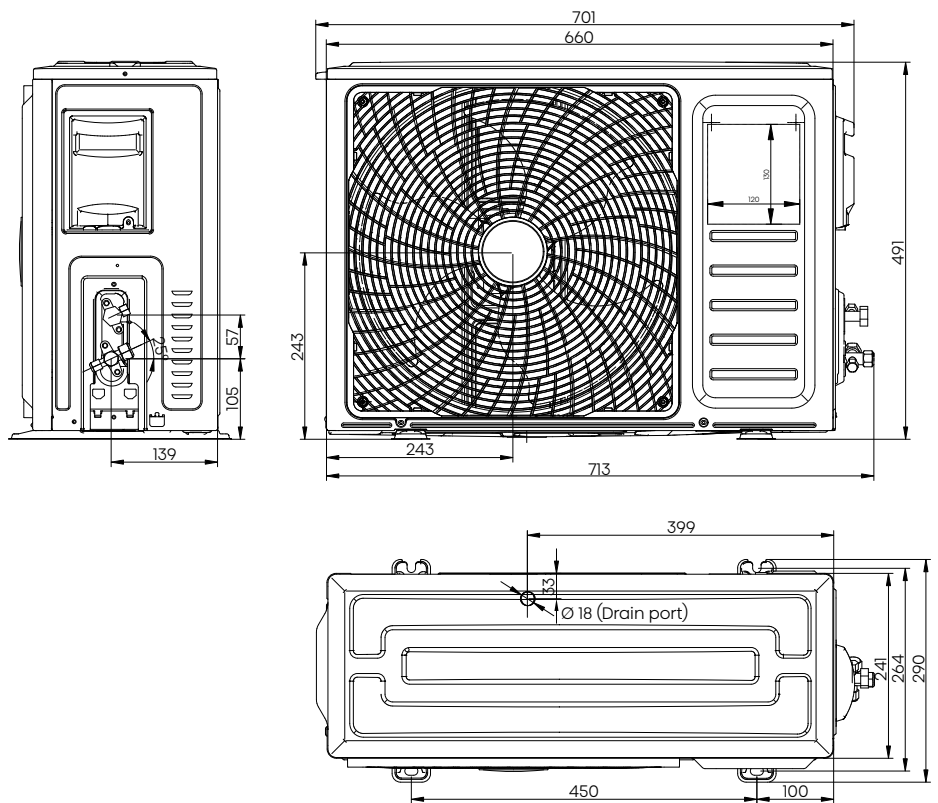
KE25YR4EW  
 KB25YR3EW  
 KB35YR3EW  
 KB25YR3FW  
 KB35YR3FW  
 CF25YR1FW  
 CA25YR03W  
 CA35YR03W  
 CF35YR1FW  
 CG25LR1FW  
 CG35LR1FW  
 CL25YR1FW  
 CL35YR1FW



KA25MROEW  
 KE35MROEW  
 KF25MROEW



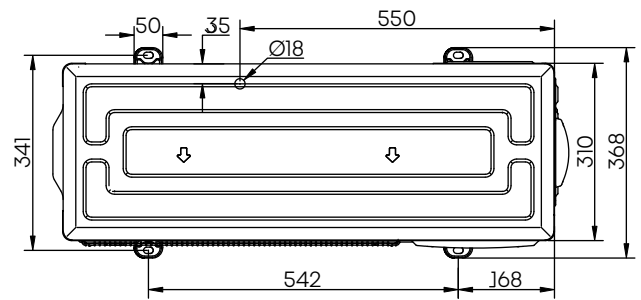
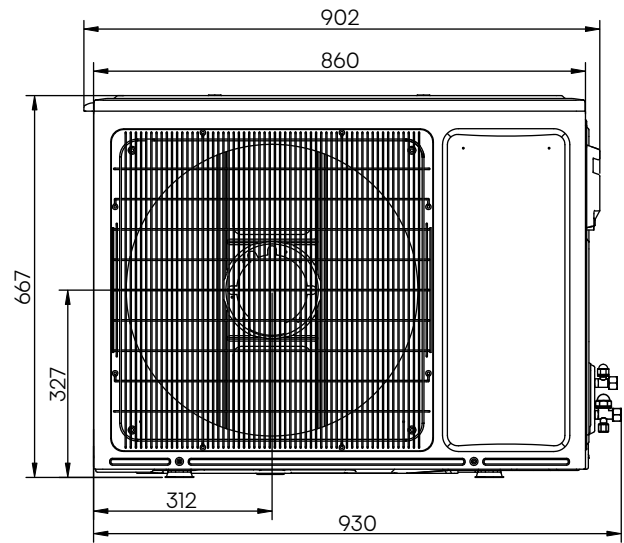
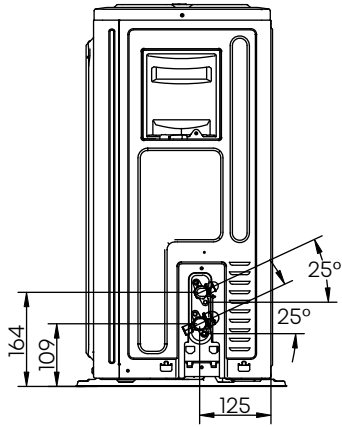
TG25LE0EW  
 TG35LE0EW  
 TG25LE0BW  
 TG35LE0BW  
 DJ25LE0BW  
 DJ35LE0BW  
 DJ25LE0EW  
 DJ35LE0EW



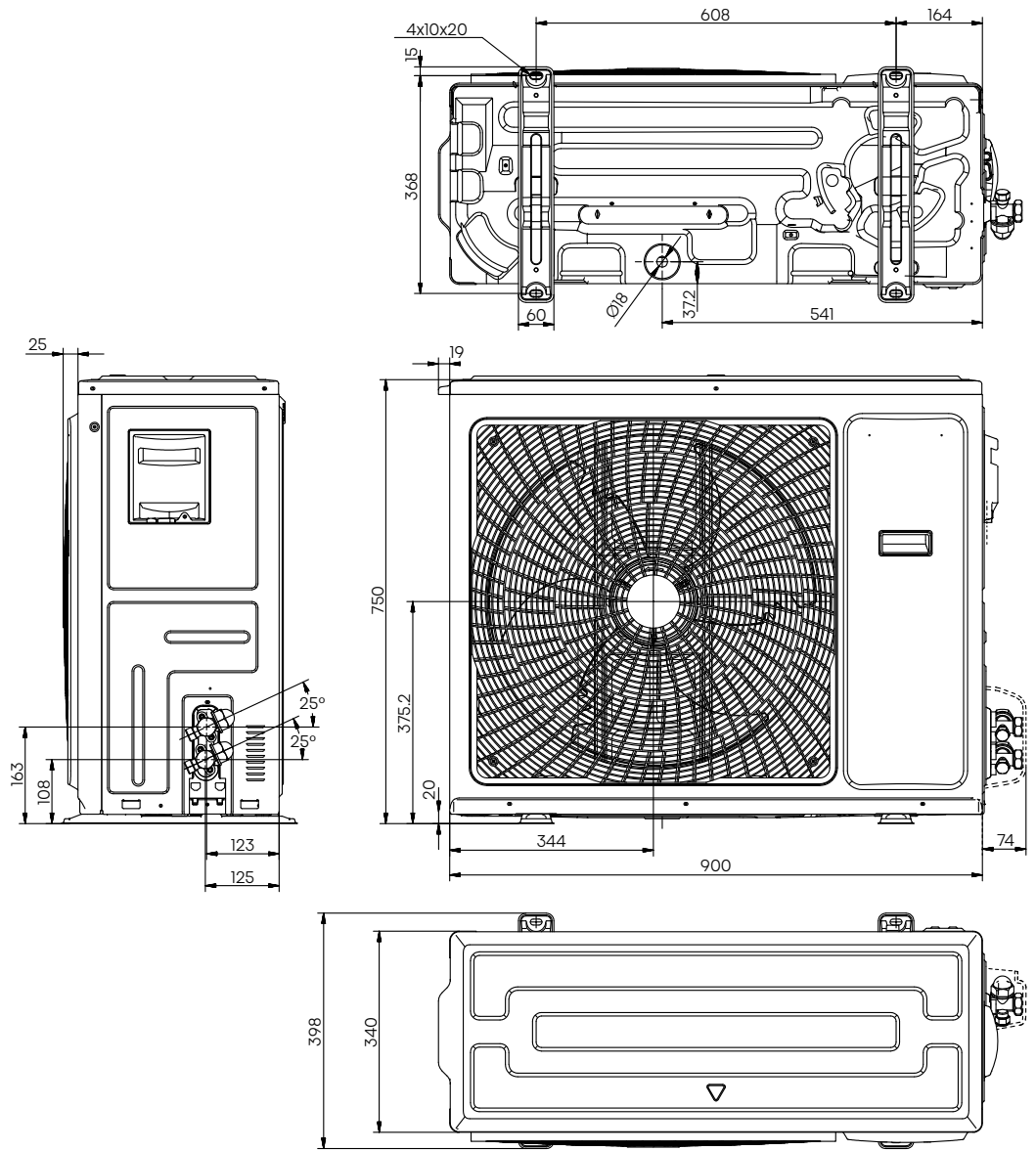
# Installation Drawings

## Split outdoor units

KA50BS0EW  
 TG70BB0CW  
 DJ70BB0CW  
 DJ70BB0EW  
 KE50BS0EW  
 KE70BT2EW  
 KB70BT1EW  
 KB70BT1FW  
 CA70BT1AW  
 KF50BS0EW  
 CG70BT1FW  
 CL70BT1FW



KA70KT0EW  
KF70KT0EW







## 03 | PORTABLE AIR CONDITIONERS

# Line up and main features



C series

2600 W  
APC09QC  
APH09QC

3500 W  
APC12QC  
APH12QC



V series

2050 W  
VAPC07

2490 W  
VAPC09



## Enjoy 3-in-1 solution

### Multi-function

Hisense portable air conditioner is more than just an air conditioner. It can also be used as fan in hot summer days or dehumidifier in wet areas of your home. This 3-in-1 solution (AC + Fan + Dehumidifier) saves you money and living space.





## Cool anytime

### Super Cool

Powerful air conditioner with high cooling capacity and strong air circulation, thus it will provide cool ambient anywhere and comfortable summer experience.

## Intelligent and convenient

### Smart Mode

Smart mode automatically set the operation mode according to the ambient temperature, such as Cooling, Heating, Humidification and Fan, which is intelligent and convenient.



## Enjoy the coolness where you like

### 4 Casters for Easy Moving

4 casters makes it easy to move, exactly wherever you need it, thus moving cool air and refreshing the whole room or even apartment.

## Even for the most sensitive ears

### Quiet Mode

By pressing the "silent" button on control panel, you will reduce the noise for 5 dB. Very useful in the night time, meeting rooms or in the childrens rooms.



# Technical specifications

## Portable – C Series

R290



J1-91  
Remote controller






















Smart Mode



Super Cool



WiFi Control

-  Anti-bacteria Fin
-  I Feel
-  Smart Mode
-  WiFi control
-  Comfortable Sleep
-  Dehumidify
-  Quiet Mode
-  Timer 24 h
-  Super Cool
-  Auto-swing
-  Super Airflow 5.5m distance
-  User Friendly Control & Display
-  Display Friendly
-  Remote control
-  Window kit
-  Self-diagnosis
-  New gas NO F-Gas Cost
-  4 Casters for Easy Moving
-  Cross flow fan

Model		APC09QC	APH09QC	APC12QC	APH12QC
Model Code		20013473	20013474	20011351	20011352
Type		T1, Cooling Only	T1, Heating Pump	T1, Cooling Only	T1, Heating Pump
<b>Ratings</b>					
Cooling Capacity	W	2600	2600	3500	3500
Heating Capacity	W	-	2400	-	2900
Moisture Removal	L/H.r	1	1	1,3	1,3
Air Circulation (H/M/L)	m <sup>3</sup> /h	350/320/290	350/320/290	380/350/320	380/350/320
EER for Cooling	W/W	2,60	2,60	2,65	2,63
COP for Cooling	W/W	-	2,80	-	2,82
Energy Class	Cooling	A	A	A	A
Energy Class	Heating	-	-	-	A+
Refrigerant		R290	R290	R290	R290
Refrigerant charge volume	g	160	165	290	300
Indoor Unit Noise Level (Sound Pressure)	High (dB (A))	52	52	54	54
	Mid (dB (A))	51	51	53	53
	Low (dB (A))	50	50	52	52
Indoor Unit Noise Level (Sound Power)	High (dB (A))	63	63	64	64
<b>Power Supply</b>					
Voltage, Frequency, Phase	V	220-240V~,50Hz,1P	220-240V~,50Hz,1P	220-240V~, 50Hz, 1P	220-240V~, 50Hz, 1P
Rated Current	Cooling (A)	4,4	4,3	5,7	5,8
	Heating (A)	/	3,8	/	4,7
<b>Features</b>					
Unit Control type		Electronic	Electronic	Electronic	Electronic
Fan Control		Button	Button	Button	Button
Thermostat Control		Button	Button	Button	Button
Display Type		LED	LED	LED	LED
Sleep Mode		• (on the controller)	• (on the controller)	• (on the controller)	• (on the controller)
Dry Mode (auto speed only)		•	•	•	•
Water Full Indicator		•	•	•	•
Auto Cool (auto fan in cooling)		• (on the controller)	• (on the controller)	• (on the controller)	• (on the controller)
Smart Mode (remote access)		• (on the controller)	• (on the controller)	• (on the controller)	• (on the controller)
Rapid Cool (Jet) Mode (lowest temp & high speed) - remote only		• (on the controller)	• (on the controller)	• (on the controller)	• (on the controller)
Fan Only		• (3 Speed)	• (3 Speed)	• (3 Speed)	• (3 Speed)
Anion		-	-	-	-
Cooling Speed Selections		3	3	3	3
Timer- (24 Hr On/Off)		• (24 Hr on/off - 1 minutes Increments up to 24 Hrs)	• (24 Hr on/off - 1 minutes Increments up to 24 Hrs)	• (24 Hr on/off - 1 minutes Increments up to 24 Hrs)	• (24 Hr on/off - 1 minutes Increments up to 24 Hrs)
Clock		• (on the remote controller)	• (on the remote controller)	• (on the remote controller)	• (on the remote controller)
Air Swing (Motorized - Upward & Downward Motion)		•	•	•	•
Auto-Restart		•	•	•	•
Fahrenheit to Celsius function		•	•	•	•
Vent System		Single Duct	Single Duct	Single Duct	Single Duct
<b>Dimensions</b>					
Net Dimensions	WxHxD (mm)	433x708x320	433x708x320	444x723x361	444x723x361
Net Weight	(kg)	25,5	26	31,3	31,6
Packing Dimensions	WxHxD (mm)	480x880x380	480x880x380	495x878x420	495x878x420
Gross Weight	(kg)	29,5	30	36,6	36,9
Loading Capacity (20'/40'/40'HC)		146/302/447	146/302/447	130/264/394	130/264/394
<b>Unit Accessories</b>					
Flexible Condenser Air Hose (Included)		• (1 - 6.3" Dia x 59"Length) (White 800043)	• (1 - 6.3" Dia x 59"Length) (White 800043)	• (1 - 6.3" Dia x 59"Length) (White 800043)	• (1 - 6.3" Dia x 59"Length) (White 800043)
Window/Product Exhaust Adapters (2) - Included		•	•	•	•
Window Exhaust Adapter Rain Guard Cover (1) - included		-	-	-	-
Additional Water tank		-	-	-	-

• YES    - NO

# Technical specifications

## Portable – V series

R290



J1-91  
Remote controller



Smart Mode



Anti-bacteria Fin Air



Window kit



Anti-bacteria Fin



I Feel



Smart Mode



Comfortable Sleep



Dehumidify



Quiet Mode



Timer 24 h



Super Cool



User Friendly Control & Display



Display Friendly



Remote control



Window kit



Self-diagnosis



New gas  
NO F-Gas Cost



4 Casters for  
Easy Moving

Model		VAPC07	VAPC09
Model Code		20009657	20009658
Type		TI, Cooling Only	TI, Cooling Only
<b>Ratings</b>			
Cooling Capacity	W	2050	2490
Heating Capacity	W	-	-
Moisture Removal	L/H.r	0.8	0.9
Air Circulation (H/L)	m <sup>3</sup> /h	290/230	320/260
EER for Cooling	W/W	2.61	2.62
COP for Cooling	W/W	-	-
Energy Class	Cooling	A	A
Refrigerant		R290	R290
Refrigerant charge volume	g	150	170
Indoor Unit Noise Level (Sound Pressure)	High (dB (A))	51	52
	Mid (dB (A))	50	50
	Low (dB (A))	48	48
Indoor Unit Noise Level (Sound Power)	High (dB (A))	63	65
<b>Power Supply</b>			
Voltage, Frequency, Phase	V	220~240V~, 50Hz, 1P	220~240V~, 50Hz, 1P
Rated Current	Cooling (A)	3,5	4,5
	Heating (A)	/	/
<b>Features</b>			
Display Type		LED	LED
Sleep Mode		• (on the controller)	• (on the controller)
Dry Mode (auto speed only)		•	•
Water Full Indicator		•	•
Auto Cool (auto fan in cooling)		• (on the controller)	• (on the controller)
Smart Mode (remote access)		• (on the controller)	• (on the controller)
Rapid Cool (Jet) Mode (lowest temp & high speed) - remote only		-	-
Fan Only		• (3 Speed)	• (3 Speed)
Anion		-	-
Cooling Speed Selections		2	2
Timer- (24 Hr On/Off)		• (24 Hr on/off 1 minute Increments up to 24 Hrs)	• (24 Hr on/off 1 minute Increments up to 24 Hrs)
Clock		• (on the remote controller)	• (on the remote controller)
Air Swing (Motorized - Upward & Downward Motion)		-	-
Auto-Restart		•	•
Fahrenheit to Celsius function		•	•
<b>Dimensions</b>			
Net Dimensions	(mm) WxHxD	300×330×670	300×330×670
Net Weight	(kg)	21	24,5
Packing Dimensions	(mm) WxHxD	340x385x880	340x385x880
Gross Weight	(kg)	25	28,5
Loading Capacity (20'/40'/40'HC)		204/420/615	204/420/615
<b>Unit Accessories</b>			
Flexible Condenser Air Hose (included)		• (1 - 5.1" Dia X 59" Length) (grey)	• (1 - 5.1" Dia X 59" Length) (grey)
Window/Product Exhaust Adapters (2) - Included		•	•
Window Exhaust Adapter Rain Guard Cover (1) - included		-	-
Additional Water tank		-	-

• YES    - NO





## 04 | ACCESSORIES

## Wired controller



### YXE-C01U1(E)

Wired wall-mounted controller, optional for RAC air conditioners.

## WI-FI module



### AEH-W4GX WIFI

WIFI module to connect air conditioner to WIFI network with support for ConnectLife APP.

## Remote controllers



### RCH-RTY3

Remote controller for Fresh Master, Energy Pro Plus and Energy Nordic air conditioners with advanced functions as for example Fresh Air, AI Smart, HI-NANO.



### RCH-RZY1-0

Remote controller for Energy Expert air conditioner with advanced function (HI-NANO, Self Clean) and built-in buttons design.



### R2-01-1

Remote controller with support for HI-NANO and HI-UVC functions.



### R2-01

Remote controller with basic functions, as airflow direction control, temperature settings, etc.



### LI-12

Remote controller with support for 4 speed mode function.



### J1-91

Remote controller for Portable Air conditioners.





**Hisense**



**UEFA**  
**EURO2024**  
GERMANY

**OFFICIAL PARTNER**

---

Hisense International Co., Ltd.

Add: F22, Hisense Tower, 17 Donghaixi Road  
Qingdao, China 266071  
Tel: +86-532-83878888  
Fax: +86-532-83866770  
E-mail: [marketing@hisense.com](mailto:marketing@hisense.com)  
Website: <http://global.hisense.com>

Add: 08 Ronggang Road, Ronggui, Shunde, Foshan, Guangdong, China.  
Fax: +86-757-28361060  
E-mail: [marketing@hisense.com](mailto:marketing@hisense.com)  
Website: <http://global.hisense.com>

Note: Product design and specification subject to change without prior notice.

© 2024 Hisense Corporation. All rights reserved. Hisense and the Hisense logo are trademarks or registered trademarks of Hisense Group in China and/or other countries. All rights reserved. The Hisense Smart TV logo, Ultra HD High Definition logo, SMR logo and life reimagined logo are trademarks or registered trademarks of Hisense Electric Co., Ltd. in China and/or other countries. All rights reserved. All other company names, brand names, trademarks and logos are the property of their respective owners. All rights reserved.